

# CERAMICHE PIEMME

FLOOR AND MORE

Catalogo Generale | 2024

# INDEX

**2 A/Z**

Indice alfabetico / Alphabetical index /  
Alphabetisches Verzeichnis /  
Index alphabétique

**3 LOOKS**

Indice per effetto / Index by look /  
Verzeichnis nach optik /  
Index par effet

**4 SIZES**

Indice per formati/ Index of sizes /  
Inhaltsübersicht formate /  
Index des formats

**6 HISTORY**

**8 ABOUT US, MADE IN ITALY**

**10 SUSTAINABILITY**

**12 INNOVATION**

**14 SYNCHRO DIGIT PIEMME® TECHNOLOGY**

**16 MAKRO SLABS PROJECT**

**18** FLOOR AND MORE Collection

**20** STONE EFFECT

**140** CEMENT EFFECT

**182** MARBLE EFFECT

**242** WOOD EFFECT

**282** CONTEMPORARY

**328** CONTRACT Collection

**356** TECHNICAL DATA



# A/Z

## 18 Floor and More Collections

- 94 Bits&Pieces
- 124 Castlestone
- 272 Cottage
- 236 Elegance
- 64 Evoluta PREMIUM
- 256 Fleur de Bois
- 324 Fragments
- 104 Geostone
- 142 Glitch
- 284 Homey PREMIUM
- 52 Ibla PREMIUM
- 40 Journey PREMIUM
- 22 Limestone PREMIUM
- 210 Majestic PREMIUM
- 184 Majestic Onyx PREMIUM
- 198 Majestic Pure Selection PREMIUM
- 306 Materia
- 132 More
- 230 Opulence PREMIUM
- 114 Purestone
- 162 Shades
- 244 Solorovere
- 266 Soul
- 78 Uniquestone
- 174 Urban

## 328 Contract Collections

- 330 Artdesia 2.0
- 344 Concrete
- 334 Opus
- 340 Suprema
- 352 Venetian Marble

## 356 Dati Tecnici

Technical Data / Technische Daten / Fiches Techniques

# LOOKS

## STONE EFFECT

- 22 Limestone PREMIUM
- 40 Journey PREMIUM
- 52 Ibla PREMIUM
- 64 Evoluta PREMIUM
- 78 Uniquestone FLOOR AND MORE
- 94 Bits&Pieces FLOOR AND MORE
- 104 Geostone FLOOR AND MORE
- 114 Purestone FLOOR AND MORE
- 124 Castlestone FLOOR AND MORE
- 132 More FLOOR AND MORE
- 330 Artdesia 2.0 CONTRACT

## CEMENT EFFECT

- 142 Glitch FLOOR AND MORE
- 162 Shades FLOOR AND MORE
- 174 Urban FLOOR AND MORE
- 334 Opus CONTRACT
- 340 Suprema CONTRACT
- 344 Concrete CONTRACT

## WOOD EFFECT

- 244 Solorovere FLOOR AND MORE
- 256 Fleur De Bois FLOOR AND MORE
- 266 Soul FLOOR AND MORE
- 272 Cottage FLOOR AND MORE

## MARBLE EFFECT

- 184 Majestic Onyx PREMIUM
- 198 Majestic Pure Selection PREMIUM
- 210 Majestic PREMIUM
- 230 Opulence PREMIUM
- 236 Elegance FLOOR AND MORE

## CONTEMPORARY

- 284 Homey PREMIUM
- 306 Materia FLOOR AND MORE
- 324 Fragments FLOOR AND MORE
- 352 Venetian Marble CONTRACT

# SIZES

120x280

- 22** Limestone PREMIUM
- 210** Majestic PREMIUM
- 184** Majestic Onyx PREMIUM
- 198** Majestic Pure Selection PREMIUM
- 230** Opulence PREMIUM

120x120

- 94** Bits&Pieces FLOOR AND MORE
- 344** Concrete CONTRACT
- 142** Glitch FLOOR AND MORE
- 284** Homey PREMIUM
- 40** Journey PREMIUM
- 22** Limestone PREMIUM
- 210** Majestic PREMIUM
- 184** Majestic Onyx PREMIUM
- 198** Majestic Pure Selection PREMIUM
- 306** Materia FLOOR AND MORE
- 334** Opus CONTRACT
- 78** Uniquestone FLOOR AND MORE

90x90

- 306** Materia FLOOR AND MORE

80x80

- 344** Concrete CONTRACT
- 236** Elegance FLOOR AND MORE
- 104** Geostone FLOOR AND MORE
- 142** Glitch FLOOR AND MORE
- 210** Majestic PREMIUM
- 198** Majestic Pure Selection PREMIUM

**334** Opus CONTRACT

- 162** Shades FLOOR AND MORE
- 340** Suprema CONTRACT
- 78** Uniquestone FLOOR AND MORE

60x120

- 330** Artdesia 2.0 CONTRACT
- 344** Concrete CONTRACT
- 236** Elegance FLOOR AND MORE
- 64** Evoluta PREMIUM
- 256** Fleur de Bois FLOOR AND MORE
- 104** Geostone FLOOR AND MORE
- 142** Glitch FLOOR AND MORE
- 284** Homey PREMIUM
- 52** Ibla PREMIUM
- 40** Journey PREMIUM
- 210** Majestic PREMIUM
- 198** Majestic Pure Selection PREMIUM
- 306** Materia FLOOR AND MORE
- 230** Opulence PREMIUM
- 162** Shades FLOOR AND MORE
- 78** Uniquestone FLOOR AND MORE
- 352** Venetian Marble CONTRACT

45x90

- 124** Castlestone FLOOR AND MORE
- 104** Geostone FLOOR AND MORE

60x60

- 330** Artdesia 2.0 CONTRACT
- 94** Bits&Pieces FLOOR AND MORE
- 124** Castlestone FLOOR AND MORE
- 344** Concrete CONTRACT
- 64** Evoluta PREMIUM
- 104** Geostone FLOOR AND MORE
- 142** Glitch FLOOR AND MORE
- 284** Homey PREMIUM
- 52** Ibla PREMIUM
- 40** Journey PREMIUM
- 22** Limestone PREMIUM
- 210** Majestic PREMIUM
- 198** Majestic Pure Selection PREMIUM
- 306** Materia FLOOR AND MORE
- 132** More FLOOR AND MORE
- 334** Opus CONTRACT
- 114** Purestone FLOOR AND MORE
- 162** Shades FLOOR AND MORE
- 340** Suprema CONTRACT
- 78** Uniquestone FLOOR AND MORE
- 174** Urban FLOOR AND MORE
- 352** Venetian Marble CONTRACT

30x60

- 330** Artdesia 2.0 CONTRACT
- 94** Bits&Pieces FLOOR AND MORE
- 124** Castlestone FLOOR AND MORE
- 344** Concrete CONTRACT
- 64** Evoluta PREMIUM
- 104** Geostone FLOOR AND MORE
- 142** Glitch FLOOR AND MORE
- 284** Homey PREMIUM
- 40** Journey PREMIUM
- 22** Limestone PREMIUM
- 306** Materia FLOOR AND MORE
- 132** More FLOOR AND MORE
- 114** Purestone FLOOR AND MORE
- 162** Shades FLOOR AND MORE
- 340** Suprema CONTRACT
- 78** Uniquestone FLOOR AND MORE
- 174** Urban FLOOR AND MORE
- 352** Venetian Marble CONTRACT

10x60

- 284** Homey PREMIUM
- 52** Ibla PREMIUM
- 22** Limestone PREMIUM

10x53

- 52** Ibla PREMIUM
- 22** Limestone PREMIUM
- 244** Solorovere FLOOR AND MORE
- 78** Uniquestone FLOOR AND MORE

15x90

- 272** Cottage FLOOR AND MORE
- 256** Fleur de Bois FLOOR AND MORE

22,5x90

- 272** Cottage FLOOR AND MORE
- 256** Fleur de Bois FLOOR AND MORE

20x120

- 272** Cottage FLOOR AND MORE
- 256** Fleur de Bois FLOOR AND MORE
- 244** Solorovere FLOOR AND MORE
- 266** Soul FLOOR AND MORE

30x120

- 52** Ibla PREMIUM

Sizes not rectified - Formati non rettificati

60,4x60,4

- 344** Concrete CONTRACT

45,4x45,4

- 344** Concrete CONTRACT

7,5x30

- 324** Fragments FLOOR AND MORE

17,5x20,5

- 162** Shades FLOOR AND MORE

± 20mm

90x90/20mm

- 306** Materia FLOOR AND MORE

60x120/20mm

- 344** Concrete CONTRACT
- 142** Glitch FLOOR AND MORE
- 22** Limestone PREMIUM

30x120/20mm

- 244** Solorovere FLOOR AND MORE

60x60/20mm

- 330** Artdesia 2.0 CONTRACT
- 344** Concrete CONTRACT
- 142** Glitch FLOOR AND MORE
- 174** Urban FLOOR AND MORE

30,1x60,4

- 344** Concrete CONTRACT
- 114** Purestone FLOOR AND MORE





SHAPING THE FUTURE  
STARTING FROM THE PAST

## HISTORY

### 1962 L'inizio

Viene fondata a Maranello (Modena) "Industrie Ceramiche Piemme SPA", con 13 dipendenti e una produzione giornaliera di 40 mq di pavimenti e rivestimenti ceramici.

### 1977 Valentino

L'anno dell'accordo con il grande stilista Valentino.

### 1981 Sponsorizzazioni

Le sponsorizzazioni in formula uno con l'indimenticabile pilota della Ferrari Gilles Villeneuve hanno dato alla Piemme una visibilità mondiale.

### 2010 Era Digitale

Piemme adotta la tecnologia di decorazione digitale con investimenti dedicati ed impianti di ultima generazione.

### 2018 Tecnologia Synchro Digit Piemme®

Piemme sviluppa per prima nel comprensorio ceramico di Sassuolo la nuova tecnologia di stampa digitale "Synchro Digit Piemme®": la superficie strutturata delle piastrelle viene stampata digitalmente in perfetto sincrono con la decorazione (marmo, pietra, legno etc.).

### 2023 Nuova tecnologia industriale

A inizio 2023 abbiamo installato nuove tecnologie e macchinari con l'obiettivo di migliorare l'efficienza energetica e ridurre la nostra impronta sull'ambiente.

### 1962 The beginning

"Ceramiche Artistiche Piemme" is founded in Maranello (Modena), with 13 employees and a daily production of 40 sqm of ceramic floor and wall tiles.

### 1977 Valentino

The year of the agreement with the great designer Valentino.

### 1981 Sponsorships

The Formula 1 sponsorships with the unforgettable Ferrari driver Gilles Villeneuve have given Piemme a world visibility.

### 2010 Digital Era

Piemme adopts digital decoration technology with investments dedicated to the latest generation of production plants.

### 2018 Synchro Digit Piemme®

Piemme is the first to develop the new "Synchro Digit Piemme®" digital printing technology in the Sassuolo ceramic area: the structured surface of the tiles is digitally printed in perfect synchrony with the decoration.

### 2023 New manufacturing technology

In early 2023 we installed machinery with new technologies to improve energy efficiency and reduce our environmental footprint.

### 1962 Der Anfang

Gegründet in Maranello Industrie Ceramiche Piemme SPA mit 13 Mitarbeitern und einer täglichen Produktion von 40 qm Keramikböden und Bodenbelägen.

### 1977 Valentino

Das Jahr der Vereinbarung mit dem berühmten Designer Valentino.

### 1981 Sponsoring

Das Sponsoring in der Formel 1 mit dem unvergesslichen Ferrari-Piloten Gilles Villeneuve hat Piemme weltweit bekannt gemacht.

### 2010 Digitales Zeitalter

Piemme nimmt die Technologie der digitalen Dekoration mit engagierten Investitionen und Anlagen der neuesten Generation an.

### 2018 Die Synchro Digit Piemme®

Piemme Technologie wird geboren. Die Technologie, die es uns ermöglicht, ein Material mit einer einzigartigen hyperrealistischen Ästhetik zu erhalten.

### 2023 Neue industrielle technologie

Anfang 2023 haben wir neue Technologien und Maschinen eingebaut, um die Energieeffizienz zu verbessern und unsere Spur in der Umwelt zu reduzieren.

### 1962 Le début

Fondée à Maranello Industrie Ceramiche Piemme SPA avec 13 employés et une production quotidienne de 40 m2 de sols et revêtements en céramique.

### 1977 Valentino

L'année de l'accord avec le grand designer Valentino.

### 1981 Parrainages

Les parrainages en Formule 1 avec l'inoubliable pilote Ferrari Gilles Villeneuve ont donné à Piemme une visibilité mondiale.

### 2010 L'impressions Digitale

Piemme adopte latechnologie de décoration numérique avec des investissements dédiés et des systèmes de dernière génération.

### 2018 La technologie Synchro Digit Piemme®

Piemme est née. La technologie qui nous permet d'obtenir un matériau à l'esthétique hyperréaliste unique en son genre.

### 2023 Nouvelle technologie industrielle

Début 2023, nous avons installé de nouvelles technologies et machines pour améliorer l'efficacité énergétique et réduire notre empreinte sur l'environnement.



**DESIGNED AND  
MADE IN ITALY**

## **ABOUT US, MADE IN ITALY**

**Dal 1962 produciamo pavimenti e rivestimenti ceramici Made in Italy dallo stile inconfondibile. Le soluzioni che forniamo sono il frutto di tanti anni di attività fatta di ricerca, esperienza e passione. Ci avvaliamo di strumenti di ultima generazione e selezioniamo, per i nostri prodotti, materie prime di altissima qualità. Collaboriamo con aziende che condividono i nostri stessi valori e che si impegnano nell'offrire soluzioni e processi sempre meno impattanti a livello ambientale.**

The protagonist of Made in Italy since 1962. The solutions we provide are the result of more than 60 years of activity made of research, experience, and passion. We use the latest generation of tools and select the highest quality raw materials for our products. We work with companies that share our values and are committed to offering solutions and processes that have less impact on the environment.

Seit 1962 produzieren wir keramische Wand- und Bodenbeläge „Made in Italy“ mit unverwechselbarer Qualität und Stil. Unsere Lösungen sind das Ergebnis von über 60 Jahren Forschung, Erfahrung und Leidenschaft. Wir verwenden modernste Werkzeuge und wählen für unsere Produkte Rohstoffe von höchster Qualität aus. Wir arbeiten mit Unternehmen zusammen, die unsere Werte teilen und sich dazu verpflichten, immer umweltfreundlichere Lösungen und Prozesse anzubieten.

Depuis 1962, nous produisons des sols et des revêtements en céramique Made in Italy d'une qualité et d'un style incomparables. Les solutions que nous proposons sont le résultat de plus de 60 ans d'activité faite de recherche, d'expérience et de passion. Nous utilisons des outils de dernière génération et sélectionnons des matières premières de la plus haute qualité pour nos produits. Nous collaborons avec des entreprises qui partagent nos mêmes valeurs et s'engagent à proposer des solutions et des processus ayant de moins en moins d'impact sur l'environnement.





## GREEN DESIGN, REDEFINING TOMORROW

## SUSTAINABILITY

**La riduzione dei fattori di rischio e il rispetto dell'ambiente sono alla base della nostra politica aziendale ed è per questo che intendiamo perseguire il rinnovamento a tutti i livelli, adottando tecnologie, metodi e approcci adeguati e all'avanguardia che permettono un miglioramento delle performance tecniche ed estetiche del prodotto e una riduzione dell'impatto ambientale. Gli investimenti in tecnologie 4.0 degli ultimi anni concorrono alla diminuzione del consumo di materia ed energia grazie al riutilizzo di reflui e scarti nel processo produttivo e alla riduzione delle emissioni.**

Our company policy stays on the principles of reducing risk factors and respecting the environment. We intend to pursue renewal at all levels, adopting appropriate and cutting-edge technologies, methods, and approaches that allow an improvement of the technical and aesthetic performance of the product and a reduction of the environmental impact. Investments in 4.0 technologies contribute to the optimization of material and energy consumption thanks to the reuse of waste in the production process and to the reduction of emissions.

Die Reduzierung von Risikofaktoren und der Respekt vor der Umwelt sind die Grundlage unserer Unternehmenspolitik. Aus diesem Grund beabsichtigen wir, Erneuerungen auf allen Ebenen zu verfolgen und geeignete und hochmoderne Technologien, Methoden und Ansätze einzuführen, die eine Verbesserung der technischen und ästhetischen Leistung sowie Aspekte des Produkts und eine Reduzierung der Umweltbelastung ermöglichen. Die Investitionen in 4.0-Technologien der letzten Jahre tragen dazu bei, den Material- und Energieverbrauch durch die Wiederverwendung von Abwasser und Ausschüsse im Produktionsprozess zu senken und Emissionen zu reduzieren.

La réduction des facteurs de risque et le respect de l'environnement sont à la base de notre politique d'entreprise et c'est pourquoi nous entendons poursuivre le renouvellement à tous les niveaux, en adoptant des technologies, méthodes et approches appropriées et avant-gardistes qui permettent une amélioration des performances techniques et esthétiques du produit et une réduction de l'impact environnemental. Les investissements dans les technologies 4.0 de ces dernières années contribuent à la réduction de la consommation de matières et d'énergie grâce à la réutilisation des déchets dans le processus de production et contribuent à la réduction des émissions.



**INNOVATE,  
CREATE, CAPTIVATE**

## INNOVATION

**La continua attività di ricerca e sviluppo ci permette di accrescere costantemente il nostro know-how e di avvalerci di modalità produttive tecnologicamente avanzate e sempre all'avanguardia. L'uso di strumenti di ultima generazione, la versatilità e l'ampia gamma di colori, texture e finiture rendono i nostri prodotti esclusivi, ideati per offrire soluzioni progettuali ed estetiche sempre più performanti, in linea con le attuali tendenze d'arredo, e in grado di anticipare e soddisfare le diverse esigenze di architetti e designers.**

Our continuous research and development activities enable us to constantly increase our know-how and make use of technologically advanced and cutting edge production methods. Thanks to the latest generation of ceramic manufacturing technology combined with a variety of available colors, different finishes, Piemme products are ideal for increasingly high-performance design and aesthetic solutions, in line with current furnishing trends, and capable of anticipating and satisfying the different needs of architects and designers.

Die kontinuierliche Forschung und Entwicklung ermöglicht es uns, unser Know-how ständig zu erweitern und technologisch fortschrittliche und immer auf dem neuesten Stand befindliche Produktionsmethoden zu nutzen. Die Verwendung modernster Produktionsanlagen, die Vielseitigkeit sowie das weite Farbsortiment, Texturen und Oberflächen machen unsere Produkte exklusiv. Sie sind darauf ausgelegt, immer leistungsfähigere Design- und Ästhetiklösungen zu bieten, die im Einklang mit den aktuellen Einrichtungstrends stehen und die unterschiedlichen Anforderungen von Architekten und Designern vorwegnehmen und erfüllen können.

Une activité continue de recherche et développement nous permet d'augmenter constamment notre savoir-faire et d'utiliser des méthodes de production technologiquement avancées et toujours à l'avant-garde. L'utilisation d'outils de dernière génération, la polyvalence et la large gamme de couleurs, textures et finitions rendent nos produits exclusifs, conçus pour offrir des solutions design et esthétiques de plus en plus performantes, en ligne avec les tendances actuelles de l'ameublement, et capables d'anticiper et de satisfaire les différents besoins des architectes et des designers.



# SYNCHRO DIGIT PIEMME® TECHNOLOGY



WHERE TECHNOLOGY MEETS  
THE ART OF CERAMICS

La superficie con struttura digitale sincronizzata Synchro Digit Piemme® sviluppata in esclusiva negli stabilimenti Piemme, unita alla stampa ad alta risoluzione a 300 dpi, consentono di ottenere un materiale dall'estetica iperrealista unico nel suo genere, di eccellente valenza tecnica ed estetica. La superficie tridimensionale non è più formata per pressatura ed è quindi libera dai vincoli ripetitivi dei classici stampi per ceramica e, inoltre, è perfettamente sincronizzata con la grafica di superficie:

VANTAGGI DI  
SYNCHRO DIGIT  
PIEMME®:

- **Struttura con grafiche e dettagli ad alta definizione di 300dpi**
- **Sincronizzazione totale con la stampante digitale ad inchiostro**
- **Smalti a base acqua con basse emissioni**
- **Ridotto consumo di acqua per la pulizia**
- **Efficienza energetica**

The Synchro Digit Piemme® synchronized digital structure surface, exclusively developed in Piemme plants, combined with high resolution printing at 300 DPI, provides a material with a uniquely hyper-realistic appearance and outstanding technical and aesthetic qualities. The three-dimensional surface is no longer formed by pressing and is therefore free from the repetitive constraints of classic ceramic moulds; moreover, it is perfectly synchronized with the graphics on the surface.

ADVANTAGES OF  
SYNCHRO-DIGIT  
PIEMME® TECHNOLOGY:

- Structure with 300dpi high-definition graphics.
- Full synchronization with the digital ink printer
- Water-based glazes with low VOC emissions.
- Reduced water consumption for cleaning
- Energy efficiency

Die Oberfläche mit synchronisierter digitaler Struktur Synchro Digit Piemme®, exklusiv bei Piemme entwickelt, in Verbindung mit der Presse in hoher Auflösung 300 dpi, ermöglichen ein Material von einer hyperrealistischen Ästhetik, einzigartig in seiner Art, von ausgezeichneter Qualität, Technik und Ästhetik. Die dreidimensionale Fläche wird nicht mehr durch die Pressen geformt, und ist somit frei von den üblichen Zwängen der klassischen Formen der Keramik; sie ist auch perfekt mit der Grafik der Oberfläche synchronisiert.

VORTEILE VON  
SYNCHRO DIGIT  
PIEMME®:

- Struktur mit Grafiken und High-Definition-Details in 300dpi Auflösung
- Vollständige Synchronisation mit dem digitalen Tintenstrahldrucker
- Wasserbasierte Glasuren mit geringen Emissionen
- Reduzierter Wasserverbrauch für die Reinigung
- Energieeffizienz

La surface avec structure synchronisée numérique Synchro Digit Piemme®, développée en exclusivité dans les établissements de Piemme, est associée à l'impression haute résolution à 300 dpi. Ces deux éléments permettent d'obtenir un matériau à l'esthétique hyperréaliste unique et d'une excellente valeur technique et esthétique. La surface tridimensionnelle n'est plus formée par pressage et n'est donc pas soumise aux contraintes répétitives des moulages classiques pour céramique; de plus, elle est parfaitement synchronisée avec le graphique de la surface.

LES PLUS DE  
SYNCHRO DIGIT  
PIEMME®:

- Structure avec graphismes haute définition et détails de 300dpi
- Synchronisation totale avec l'imprimante à encre numérique
- Émaux à base d'eau à faibles émissions
- Consommation d'eau réduite pour le nettoyage
- Efficacité énergétique





**ELEVATE  
YOUR SPACE**

## MAKRO SLABS PROJECT

**Le nostre magnifiche lastre, disponibili in diversi effetti e colori, sono il perfetto connubio tra estetica e funzionalità. I grandi formati offrono molteplici vantaggi: garantiscono una continuità visiva molto gradevole e di grande impatto estetico, ideale per uno stile moderno e minimalista. Grazie alla loro dimensione, inoltre, le lastre sono resistenti agli urti, alla corrosione e ad altri danni meccanici, adatte sia a pavimento che a rivestimento in ambienti ad alto traffico o esposti a diverse condizioni atmosferiche. Per ultimo, l'assenza di fughe offre a livello visivo la percezione di spazi più ampi e ordinati oltre che una maggiore facilità di pulizia e manutenzione.**

Our slabs, available in different effects and colors, are the perfect combination of aesthetics and functionality. Large formats offer multiple advantages: They guarantee a very pleasant visual continuity and great aesthetic effect, ideal for a modern and minimalist style. The slabs are resistant to impact, corrosion, and other potential mechanical damage; they are suitable for both floors and walls in high-traffic environments and they can sustain different atmospheric conditions. The minimum grout joint offers the perception of even larger and organized spaces as well as ease cleaning and maintenance.

Unsere prächtigen Platten, die in verschiedenen Effekten und Farben erhältlich sind, stellen die perfekte Verbindung von Ästhetik und Funktionalität dar. Die großen Formate bieten zahlreiche Vorteile: Sie gewährleisten eine äußerst angenehme visuelle Kontinuität und eine beeindruckende ästhetische Wirkung, ideal für einen modernen und minimalistischen Stil. Dank ihrer Größe sind die Platten zudem stoßfest, korrosionsbeständig und gegen andere mechanische Schäden geschützt. Sie eignen sich sowohl für den Bodenbelag als auch für die Wandverkleidung in stark frequentierten Bereichen oder in Umgebungen, die der Witterung ausgesetzt sind. Schließlich vermittelt die Fugenabwesenheit visuell den Eindruck von großzügigeren und ordentlicheren Räumen, und bietet zugleich eine einfachere Reinigung und Wartung.

Nos magnifiques dalles, disponibles en différents effets et couleurs, sont la combinaison parfaite entre esthétique et fonctionnalité. Les grands formats offrent de multiples avantages : ils garantissent une continuité visuelle très agréable et un grand impact esthétique, idéal pour un style moderne et minimaliste. De plus, grâce à leurs dimensions, les dalles sont résistantes aux chocs, à la corrosion et autres dommages mécaniques, adaptées aussi bien aux sols qu'aux murs dans des environnements à fort trafic ou exposés à différentes conditions atmosphériques. Enfin, l'absence de joints offre visuellement la perception d'espaces plus grands et plus ordonnés ainsi qu'une plus grande facilité de nettoyage et d'entretien.



# CERAMICHE PIEMME

FLOOR AND MORE

**Ceramiche Piemme - Floor and More, rappresenta: tecnologia, essenzialità, qualità e capacità di adattarsi trasversalmente alle scelte di stile, ma soprattutto di vita, dei propri clienti.**

Ceramiche Piemme - Floor and More now represents: technology, minimalism, quality and the ability to adapt transversally to the choices made by its customers in terms of both style and, above all, lifestyle.

Ceramiche Piemme - Floor and More steht für: Technologie, Wesentlichkeit, Qualität und vielfältige Anpassungsfähigkeit an den Stil und die Lebensweise der Kunden.

Ceramiche Piemme - Floor and More est synonyme de technologie, qualité et capacité de s'adapter transversalement aux choix de style, mais surtout de vie de ses clients.

20 STONE EFFECT

140 CEMENT EFFECT

182 MARBLE EFFECT

242 WOOD EFFECT


282 CONTEMPORARY





## STONE EFFECT

Effetto Pietra / Natursteinoptik / Effet Pierre



- 22 **Limestone** PREMIUM /
- 40 **Journey** PREMIUM /
- 52 **Ibla** PREMIUM /
- 64 **Evoluta** PREMIUM /
- 78 **Unigestone** FLOOR AND MORE /
- 94 **Bits&Pieces** FLOOR AND MORE /
- 104 **Geostone** FLOOR AND MORE /
- 114 **Purestone** FLOOR AND MORE /
- 124 **Castlestone** FLOOR AND MORE /
- 132 **More** FLOOR AND MORE





# Limestone

La bellezza della pietra calcarea nata dai fondali marini e lavorata nel corso del tempo dall'acqua. Dalla colorazione profonda e dalle piccole imperfezioni che la rendono unica. Peculiarità di una pietra naturale che vengono magistralmente riprodotte in questa nuova proposta.


The beauty of limestone, sourced from the seabed where it has been shaped over time by water, with its rich coloring and small imperfections making it a unique and timeless material, has been masterfully recreated in this new collection.

Die Schönheit des Kalksteins, der sich im Meeresboden bildet und im Laufe der Zeit vom Wasser geformt wird, mit seinen tiefen Farben und den kleinen Unvollkommenheiten, die ihn einzigartig machen. Besonderheiten eines Natursteins, die in diesem neuen Vorschlag meisterhaft reproduziert werden.

La beauté de la pierre calcaire, née des fonds marins et travaillée au fil du temps par l'eau, la couleur profonde et les petites imperfections qui la rendent unique. Caractéristiques d'une pierre naturelle qui sont magistralement reproduites dans cette nouvelle proposition.

## 6

Colori  
Colours  
Farben  
Couleurs



## 7

Formati  
Sizes  
Formate  
Formats

120×280 48"×110"	120×120 48"×48"	60×120 24"×48"	60×60 24"×24"	30×60 12"×24"	10×60 4"×24"	10×53 4"×20"
---------------------	--------------------	-------------------	------------------	------------------	-----------------	-----------------


## 4

Superfici  
Surfaces  
Oberflächen  
Surfaces

### Naturale Lappato Antislip Grip

## 1

Strutture 3D  
3D structures  
Strukturen  
Décorations en relief



## i



**Tecnologia - Technology - Technologie:**  
**Synchro Digit Piemme®**  
Superficie con struttura digitale sincronizzata  
Synchronized digital structured surface  
Im synchronisierten Digitaldruckverfahren hergestellte 3D-Oberfläche  
Surface avec texture et finition par impression numérique synchronisée

Gres fine porcellanato ad impasto colorato  
Coloured-body fine porcelain stoneware  
Feinsteinzeug aus farbiger Masse  
Grès cérame fin à pâte colorée

Effetto Pietra  
Stone Look  
Natursteinoptik  
Effet Pierre

Rivestimento  
Wall Tiles  
Wandfliesen  
Revêtement

Pavimento  
Floor Tiles  
Bodenfliesen  
Sol

Ripresa grafica tra le diverse lastre rettificata contenuta entro le tolleranze previste dalla norma. Per un corretto allineamento si consiglia di utilizzare una fuga di 2 mm.  
Graphic representation between the rectified tiles is contained within the tolerances provided by the standard. For a correct alignment it is recommended to use a 2 mm joint.  
Grafische Darstellung zwischen den verschiedenen rektifizierten Platten innerhalb der in der Norm vorgesehenen Toleranzen. Für eine korrekte Anpassung wird eine Fuge von 2mm empfohlen.  
Reproduction graphique entre les différents carreaux rectifiés dans les limites des tolérances prévues par la norme. Pour un alignement correct, il est recommandé d'utiliser joints de 2 mm.





## Italian White



120x280  
05482 | Italian White Nat/Ret




60x120  
**Synchro Digit Piemme® Technology**  
05508 | Italian White Nat/Ret  
05515 | Italian White Lap/Ret  
05574 | Italian White Antislip/Ret  
05576 | Italian White Grip/Ret  $\pm$  20mm



60x60  
**Synchro Digit Piemme® Technology**  
05499 | Italian White Nat/Ret  
05504 | Italian White Lap/Ret  
05572 | Italian White Antislip/Ret




30x60  
**Synchro Digit Piemme® Technology**  
05491 | Italian White Nat/Ret  
05495 | Italian White Lap/Ret  
05570 | Italian White Antislip/Ret



10x60  
05541 | Listoncino Italian White Nat/Ret  
05545 | Listoncino Italian White Lap/Ret



10x53  
05549 | Chevron Italian White Nat/Ret  
05554 | Chevron Italian White Lap/Ret



30x30  
05586 | Mosaico Mix Italian White Lap/Nat



120x120  
05477 | Italian White Nat/Ret



60x120  
05598 | Ribbed Italian White Nat/Ret



28,2x28,5  
05590 | Opus Mix Italian White Lap/Nat





## French Beige



120x280  
05483 | French Beige Nat/Ret



60x120  
**Synchro Digit Piemme® Technology**  
05509 | French Beige Nat/Ret  
05516 | French Beige Lap/Ret  
05575 | French Beige Antislip/Ret  
05577 | French Beige Grip/Ret  $\nabla$  20mm



60x60  
**Synchro Digit Piemme® Technology**  
05501 | French Beige Nat/Ret  
05505 | French Beige Lap/Ret  
05573 | French Beige Antislip/Ret



30x60  
**Synchro Digit Piemme® Technology**  
05492 | French Beige Nat/Ret  
05496 | French Beige Lap/Ret  
05571 | French Beige Antislip/Ret



10x60  
05542 | Listoncino French Beige Nat/Ret  
05546 | Listoncino French Beige Lap/Ret



10x53  
05551 | Chevron French Beige Nat/Ret  
05555 | Chevron French Beige Lap/Ret



30x30  
05587 | Mosaico Mix French Beige Lap/Nat



120x120  
05478 | French Beige Nat/Ret



60x120  
05599 | Ribbed French Beige Nat/Ret



28,2x28,5  
05591 | Opus Mix French Beige Lap/Nat





## English Grey



120x280  
05484 | English Grey Nat/Ret



60x120  
**Synchro Digit Piemme® Technology**  
05511 | English Grey Nat/Ret  
05517 | English Grey Lap/Ret  
05578 | English Grey Grip/Ret ± 20mm



60x60  
**Synchro Digit Piemme® Technology**  
05502 | English Grey Nat/Ret  
05506 | English Grey Lap/Ret



30x60  
**Synchro Digit Piemme® Technology**  
05493 | English Grey Nat/Ret  
05497 | English Grey Lap/Ret



10x60  
05543 | Listoncino English Grey Nat/Ret  
05547 | Listoncino English Grey Lap/Ret



10x53  
05552 | Chevron English Grey Nat/Ret  
05556 | Chevron English Grey Lap/Ret



30x30  
05588 | Mosaico Mix English Grey Lap/Nat



28,2x28,5  
05592 | Opus Mix English Grey Lap/Nat



120x120  
05479 | English Grey Nat/Ret



60x120  
05601 | Ribbed English Grey Nat/Ret





Belgium Black




120x280  
05485 | Belgium Black Nat/Ret



60x120  
Synchro Digit Piemme® Technology  
05512 | Belgium Black Nat/Ret  
05518 | Belgium Black Lap/Ret



60x60  
Synchro Digit Piemme® Technology  
05503 | Belgium Black Nat/Ret  
05507 | Belgium Black Lap/Ret



30x60  
Synchro Digit Piemme® Technology  
05494 | Belgium Black Nat/Ret  
05498 | Belgium Black Lap/Ret




120x120  
05481 | Belgium Black Nat/Ret



10x60  
05544 | Listoncino Belgium Black Nat/Ret  
05548 | Listoncino Belgium Black Lap/Ret



10x53  
05553 | Chevron Belgium Black Nat/Ret  
05557 | Chevron Belgium Black Lap/Ret



30x30  
05589 | Mosaico Mix Belgium Black Lap/Nat



60x120  
05602 | Ribbed Belgium Black Nat/Ret



28,2x28,5  
05593 | Opus Mix Belgium Black Lap/Nat





Vein Cut Ivory



120x280  
05526 | Vein Cut Ivory Nat/Ret



60x120  
**Synchro Digit Piemme® Technology**  
05522 | Vein Cut Ivory Nat/Ret  
05524 | Vein Cut Ivory Lap/Ret





Vein Cut Grey



120x280  
05527 | Vein Cut Grey Nat/Ret



60x120  
**Synchro Digit Piemme® Technology**  
05523 | Vein Cut Grey Nat/Ret  
05525 | Vein Cut Grey Lap/Ret





## Imballi

Packing  
Verpackung  
Emballage

Formati Sizes		± MM	Pezzi Scatola Pieces/Box Stck/Karton Carreaux/Boîte	Mq/Scatola Sqmt/Box Qm/Karton M2/Boîte	Kg/Scatola Kgs/Box Kg/Karton Kg/Boîte	Scatole/Paletta Boxes/Pallet Karton/Palette Boîte/Palette	Mq/Paletta Sqmt/Pallet Qm/Pallet M2/Palette	Kg/Paletta Kgs/Pallet Kg/Pallet Kg/Palette	Formato Paletta Size Pallet Format Pallet Dim. Palette
120*280 (48"*110") Nat/Ret	P	6	1	3,36	46,50	20	67,20	930	143x294x35
120*120 (48"*48") Nat/Ret	P	8,5	2	2,88	55,00	24	69,12	1320	135x122x68
60*120 (24"*48") Nat/Ret - Lap/Ret - Antislip/Ret	P	8,5	2	1,44	28,00	36	51,84	1008	122x82x75
60*120 (24"*48") Grip/Ret	P	20	1	0,72	33,00	36	25,92	1188	122x96x75
60*120 (24"*48") Ribbed Nat/Ret	P	8,5	2	1,44	28,00	36	51,84	1008	122x82x75
60*60 (24"*24") Nat/Ret - Lap/Ret - Antislip/Ret	P	8,5	4	1,44	26,00	40	57,6	1040	120x80x75
30*60 (12"*24") Nat/Ret - Lap/Ret - Antislip/Ret	P	8,5	7	1,26	22,50	48	60,48	1080	120x80x75
28,2*28,5 (11"*11¼") Opus Mix Lap/Nat	P	8,5	6	0,48	9,50	60	-	-	-
30*30 (12"*12") Mosaico Mix Lap/Nat	P	8,5	5	0,45	8,50	60	-	-	-
Pezzi Speciali / Special Pieces									
33*120 (13"*48") Gradino Costa Retta Nat/Ret	P	8,5	2	0,79	15,60	20	-	-	-
4,5*60 (1¼"*24") Battiscopa Nat/Ret - Lap/Ret	P	8,5	14	0,38 m.l. 8,40	7,10	80	-	-	-



# Limestone

## Riepilogo Gamma

Collection  
Serie  
Gamme

	Formati Sizes									DIN 51130	DIN 51097	DCOF	BS EN 7976-2	AS 4586 2013		
		120x280 48"x110"	120x120 48"x48"	60x120 24"x48"	60x120 24"x48"	60x60 24"x24"	30x60 12"x24"	Listoncino 10x60 4"x24"	Chevron 10x53 4"x20"							
		± 6	± 8,5	± 8,5	± 20	± 8,5	± 8,5	± 8,5	± 8,5							
Italian White	Nat/Ret	05482	05477	05508		05499	05491	05541	05549	V2	R10	A+B	>0.42	wet, dry>36	P3	
	Lap/Ret			05515		05504	05495	05545	05554							
	Antislip/Ret			05574		05572	05570				R11	A+B+C	>0.42	wet, dry>36	P4	
	Grip/Ret				05576						R11	A+B+C	>0.42	wet, dry>36	P4	
French Beige	Nat/Ret	05483	05478	05509		05501	05492	05542	05551	V2	R10	A+B	>0.42	wet, dry>36	P3	
	Lap/Ret			05516		05505	05496	05546	05555							
	Antislip/Ret			05575		05573	05571				R11	A+B+C	>0.42	wet, dry>36	P4	
	Grip/Ret				05577						R11	A+B+C	>0.42	wet, dry>36	P4	
English Grey	Nat/Ret	05484	05479	05511		05502	05493	05543	05552	V2	R10	A+B	>0.42	wet, dry>36	P3	
	Lap/Ret			05517		05506	05497	05547	05556							
	Grip/Ret				05578						R11	A+B+C	>0.42	wet, dry>36	P4	
Belgium Black	Nat/Ret	05485	05481	05512		05503	05494	05544	05553	V2	R10	A+B	>0.42	wet, dry>36	P3	
	Lap/Ret			05518		05507	05498	05548	05557							
Vein Cut Ivory	Nat/Ret	05526		05522						V2	R10	A+B	>0.42	wet, dry>36	P3	
	Lap/Ret			05524												
Vein Cut Grey	Nat/Ret	05527		05523						V2	R10	A+B	>0.42	wet, dry>36	P3	
	Lap/Ret			05525												

# Limestone

## Riepilogo Gamma

Collection  
Serie  
Gamme



	Formati Sizes	Strutture 3D 3D Structures		Pezzi Speciali Special Pieces		
		Ribbed 60x120 24"x48"	Mosaico Mix 30x30 12"x12"	Opus Mix 28,2x28,5 11"x11¼"	Gradino Costa Retta 33x120 13"x48"	Battiscopa 4,5x60 1¼"x24"
Italian White	Nat/Ret	05598			05566	05558
	Lap/Ret					05562
	Lap/Nat		05586	05590		
French Beige	Nat/Ret	05599			05567	05559
	Lap/Ret					05563
	Lap/Nat		05587	05591		
English Grey	Nat/Ret	05601			05568	05560
	Lap/Ret					05564
	Lap/Nat		05588	05592		
Belgium Black	Nat/Ret	05602			05569	05561
	Lap/Ret					05565
	Lap/Nat		05589	05593		





# Journey

Interpretata come un viaggio attraverso i paesaggi del Nord Europa, Journey è la sintesi di tutte quelle caratteristiche che permettono di definire spazi accoglienti e naturali in grado di esprimere, attraverso colori, superfici, formati e decori, i gusti contemporanei del mondo dell'interior design.

Interpreted as a journey through the landscapes of Northern Europe, Journey is the synthesis of all those characteristics that allow to define welcoming and natural areas able to express, through colors, surfaces, sizes and decorations, the contemporary taste of the world of interior design.

Journey ist die Synthese all jener Eigenschaften einer Reise durch die Landschaften Nordeuropas, die es ermöglichen, einladende und natürliche Räume zu definieren, die in der Lage sind, durch Farben, Oberflächen, Formate und Dekorationen den zeitgenössischen Geschmack der Innenarchitektur auszudrücken.

Interprétée comme un voyage à travers les paysages de l'Europe du Nord, la série Journey est la synthèse de toutes les caractéristiques qui permettent de définir des espaces accueillants et naturels en mesure d'exprimer, à travers des couleurs, des surfaces, formats et décors, les goûts contemporains du monde du design d'intérieur.

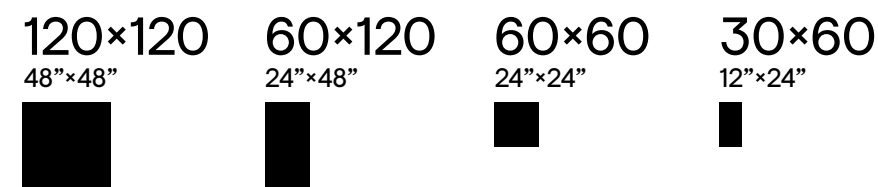
4

Colori  
Colours  
Farben  
Couleurs



4

Formati  
Sizes  
Formate  
Formats




3

Superfici  
Surfaces  
Oberflächen  
Surfaces

Naturale Silk Antislip

4

Strutture 3D  
3D structures  
Strukturen  
Décorations en relief



i



**Tecnologia - Technology - Technologie:**  
**Synchro Digit Piemme®**  
Superficie con struttura digitale sincronizzata  
Synchronized digital structured surface  
Im synchronisierten Digitaldruckverfahren hergestellte 3D-Oberfläche  
Surface avec texture et finition par impression numérique synchronisée

Gres fine porcellanato ad impasto colorato  
Coloured-body fine porcelain stoneware  
Feinsteinzeug aus farbiger Masse  
Grès cérame fin à pâte colorée

Effetto Pietra  
Stone Look  
Natursteinoptik  
Effet Pierre

Rivestimento  
Wall Tiles  
Wandfliesen  
Revêtement

Pavimento  
Floor Tiles  
Bodenfliesen  
Sol

Ripresa grafica tra le diverse lastre rettificata contenuta entro le tolleranze previste dalla norma. Per un corretto allineamento si consiglia di utilizzare una fuga di 2 mm.  
Graphic representation between the rectified tiles is contained within the tolerances provided by the standard. For a correct alignment it is recommended to use a 2 mm joint.  
Grafische Darstellung zwischen den verschiedenen rektifizierten Platten innerhalb der in der Norm vorgesehenen Toleranzen. Für eine korrekte Anpassung wird eine Fuge von 2mm empfohlen.  
Reproduction graphique entre les différents carreaux rectifiés dans les limites des tolérances prévues par la norme. Pour un alignement correct, il est recommandé d'utiliser joints de 2 mm.





## Otta

Per un risultato di posa ottimale si consiglia di prelevare le piastrelle da 5/6 scatole contemporaneamente.

For best installation results, we suggest taking the tiles from 5/6 boxes at the same time.



120x120

**04953** | Journey Otta Nat/Ret  
**05299** | Journey Otta Silk/Ret



60x60

**04717** | Journey Otta Nat/Ret  
**04722** | Journey Otta Silk/Ret



30x60

**04726** | Journey Otta Nat/Ret  
**04731** | Journey Otta Silk/Ret




60x120

**04671** | Journey Otta Nat/Ret  
**04678** | Journey Otta Silk/Ret



60x120

**04688** | Journey Scratch Otta Nat/Ret  
(Synchro Digit Piemme® Technology)



30x60

**04735** | Journey Wave Otta Nat/Ret



60x120

\***04697** | Journey Otta Antislip/Ret  
(Synchro Digit Piemme® Technology)




60x120

**04687** | Journey Tetrakis Warm Nat/Ret  
(Synchro Digit Piemme® Technology)



30x60

**04739** | Journey Flute Otta Nat/Ret



30x30

**04937** | Journey Mosaico Otta Nat/Ret

\* L'Articolo non ha verso di posa  
Item with no laying direction  
Artikel ohne Verlegerichtung  
Article sans sens de pose





Gres fine porcellanato ad impasto colorato / Tecnologia digitale  
Coloured-body fine porcelain stoneware / Digital technology

Feinsteinzeug aus farbiger Masse / Digital Technologie  
Grès cérame fin à pâte colorée / Technologie numérique

Stone Effect  
PREMIUM

## Sarek

Per un risultato di posa ottimale si consiglia di prelevare le piastrelle da 5/6 scatole contemporaneamente.

For best installation results, we suggest taking the tiles from 5/6 boxes at the same time.



120×120

**04954** | Journey Sarek Nat/Ret  
**05301** | Journey Sarek Silk/Ret



60×60

**04718** | Journey Sarek Nat/Ret  
**04723** | Journey Sarek Silk/Ret



30×60

**04727** | Journey Sarek Nat/Ret  
**04732** | Journey Sarek Silk/Ret



60×120

**04673** | Journey Sarek Nat/Ret  
**04681** | Journey Sarek Silk/Ret



60×120

**04689** | Journey Scratch Sarek Nat/Ret  
(Synchro Digit Piemme® Technology)



30×60

**04736** | Journey Wave Sarek Nat/Ret




60×120

\***04699** | Journey Sarek Antislip/Ret  
(Synchro Digit Piemme® Technology)



60×120

**04687** | Journey Tetris Warm Nat/Ret  
(Synchro Digit Piemme® Technology)



30×60

**04741** | Journey Flute Sarek Nat/Ret

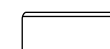


30×30


**04938** | Journey Mosaico Sarek Nat/Ret

\* L'articolo non ha verso di posa  
Item with no laying direction  
Artikel ohne Verlegerichtung  
Article sans sens de pose

Pezzi speciali  
Special pieces



Battiscopa 4,5×60



Gradino Costa Retta 33×120





## Cumbria

Per un risultato di posa ottimale si consiglia di prelevare le piastrelle da 5/6 scatole contemporaneamente.

For best installation results, we suggest taking the tiles from 5/6 boxes at the same time.




120x120

**04955** | Journey Cumbria Nat/Ret  
**05302** | Journey Cumbria Silk/Ret



60x60

**04719** | Journey Cumbria Nat/Ret  
**04724** | Journey Cumbria Silk/Ret



30x60

**04728** | Journey Cumbria Nat/Ret  
**04733** | Journey Cumbria Silk/Ret



60x120

**04674** | Journey Cumbria Nat/Ret  
**04682** | Journey Cumbria Silk/Ret



60x120

**04691** | Journey Scratch Cumbria Nat/Ret  
(Synchro Digit Piemme® Technology)



30x60

**04737** | Journey Wave Cumbria Nat/Ret



60x120

\***04701** | Journey Cumbria Antislip/Ret  
(Synchro Digit Piemme® Technology)




60x120

**04685** | Journey Tetris Cold Nat/Ret  
(Synchro Digit Piemme® Technology)



30x60

**04742** | Journey Flute Cumbria Nat/Ret



30x30

**04939** | Journey Mosaico Cumbria Nat/Ret

\* L'Articolo non ha verso di posa  
Item with no laying direction  
Artikel ohne Verlegerichtung  
Article sans sens de pose





Gres fine porcellanato ad impasto colorato / Tecnologia digitale  
Coloured-body fine porcelain stoneware / Digital technology

Feinsteinzeug aus farbiger Masse / Digital Technologie  
Grès cérame fin à pâte colorée / Technologie numérique

Stone Effect  
PREMIUM

## Lomond

Per un risultato di posa ottimale si consiglia di prelevare le piastrelle da 5/6 scatole contemporaneamente.

For best installation results, we suggest taking the tiles from 5/6 boxes at the same time.



120x120

**04956** | Journey Lomond Nat/Ret  
**05303** | Journey Lomond Silk/Ret



60x60

**04721** | Journey Lomond Nat/Ret  
**04725** | Journey Lomond Silk/Ret



30x60

**04729** | Journey Lomond Nat/Ret  
**04734** | Journey Lomond Silk/Ret



60x120

**04676** | Journey Lomond Nat/Ret  
**04683** | Journey Lomond Silk/Ret



60x120

**04693** | Journey Scratch Lomond Nat/Ret  
(Synchro Digit Piemme® Technology)



30x60

**04738** | Journey Wave Lomond Nat/Ret



60x120

\***04705** | Journey Lomond Antislip/Ret  
(Synchro Digit Piemme® Technology)



60x120

**04685** | Journey Tetris Cold Nat/Ret  
(Synchro Digit Piemme® Technology)



30x60

**04743** | Journey Flute Lomond Nat/Ret

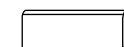


30x30


**04940** | Journey Mosaico Lomond Nat/Ret

\* L'articolo non ha verso di posa  
Item with no laying direction  
Artikel ohne Verlegerichtung  
Article sans sens de pose

Pezzi speciali  
Special pieces










Battiscopa 4,5x60














Gradino Costa Retta 33x120



Formati Sizes	P	± MM	 Pezzi Scatola Pieces/Box Stck/Karton Carreaux/Boîte	 Mq/Scatola Sqmt/Box Qm/Karton M2/Boîte	 Kg/Scatola Kgs/Box Kg/Karton Kg/Boîte	 Scatole/Paletta Boxes/Pallet Karton/Palette Boîte/Palette	 Mq/Paletta Sqmt/Pallet Qm/Pallet M2/Palette	 Kg/Paletta Kgs/Pallet Kg/Pallet Kg/Palette	 Formato Paletta Size Pallet Format Pallet Dim. Palette
120x120 (48"x48") Nat/Ret - Silk/Ret	P	9,5	2	2,880	58,00	22	63,36	1276,00	135x122x68
60x120 (24"x48") Nat/Ret - Silk/Ret - Antislip/Ret	P	9,5	2	1,440	31,00	30	43,20	930,00	122x82x75
60x60 (24"x24") Nat/Ret - Silk/Ret	P	9,5	4	1,440	29,00	32	46,08	928,00	120x80x75
30x60 (12"x24") Nat/Ret - Silk/Ret	P	9,5	7	1,260	25,30	40	50,40	1012,00	120x80x75
60x120 (24"x48") Tetris Nat/Ret	P	9,5	2	1,440	31,00	30	43,20	930,00	122x82x75
60x120 (24"x48") Scratch Nat/Ret	P	9,5	2	1,440	31,00	30	43,20	930,00	122x82x75
30x60 (12"x24") Wave Nat/Ret	P	9,5	7	1,260	26,30	32	40,32	841,60	120x80x75
30x60 (12"x24") Flute Nat/Ret	P	9,5	7	1,260	26,30	32	40,32	841,60	120x80x75
30x30 (12"x12") Mosaico Nat/Ret	P	9,5	5	0,45	8,50	60	-	-	-
Pezzi Speciali / Special Pieces									
33x120 (13"x48") Gradino Costa Retta Nat/Ret - Silk/Ret	P	9,5	2	0,792	18,50	20	-	-	-
4,5x60 (1 1/4"x24") Battiscopa Nat/Ret - Silk/Ret	P	9,5	14	0,378	8,00	80	-	-	-



Formati Sizes	P	± MM	 Pezzi Scatola Pieces/Box Stck/Karton Carreaux/Boîte	 Mq/Scatola Sqmt/Box Qm/Karton M2/Boîte	 Kg/Scatola Kgs/Box Kg/Karton Kg/Boîte	 Scatole/Paletta Boxes/Pallet Karton/Palette Boîte/Palette	 Mq/Paletta Sqmt/Pallet Qm/Pallet M2/Palette	 Kg/Paletta Kgs/Pallet Kg/Pallet Kg/Palette	 Formato Paletta Size Pallet Format Pallet Dim. Palette	Strutture 3D 3D Structures					Pezzi Speciali Special Pieces		
										120x120 (48"x48")	60x120 (24"x48")	60x60 (24"x24")	30x60 (12"x24")	DIN 51130	DIN 51097	DCOF	BS EN 7976-2
 Otta	Nat/Ret	04953	04671	04717	04726	R10	B	>0.42	wet, dry >36	P3	04687	04688	04735	04739	04937	04941	04929
	Silk/Ret	05299	04678	04722	04731	V2		>0.42								04945	04933
	Antislip/Ret		04697			R11	A+B+C	>0.42	wet, dry >36	P4							
 Sarek	Nat/Ret	04954	04673	04718	04727	R10	B	>0.42	wet, dry >36	P3	04687	04689	04736	04741	04938	04942	04930
	Silk/Ret	05301	04681	04723	04732	V2		>0.42								04946	04934
	Antislip/Ret		04699			R11	A+B+C	>0.42	wet, dry >36	P4							
 Cumbria	Nat/Ret	04955	04674	04719	04728	R10	B	>0.42	wet, dry >36	P3	04685	04691	04737	04742	04939	04943	04931
	Silk/Ret	05302	04682	04724	04733	V2		>0.42								04947	04935
	Antislip/Ret		04701			R11	A+B+C	>0.42	wet, dry >36	P4							
 Lomond	Nat/Ret	04956	04676	04721	04729	R10	B	>0.42	wet, dry >36	P3	04685	04693	04738	04743	04940	04944	04932
	Silk/Ret	05303	04683	04725	04734	V2		>0.42								04948	04936
	Antislip/Ret		04705			R11	A+B+C	>0.42	wet, dry >36	P4							





# Ibla

Ibla è una serie in gres porcellanato di ultima generazione, estremamente ricca nell'assortimento che offre al progettista innumerevoli soluzioni d'utilizzo, tutte perfettamente coordinabili tra loro per realizzare un progetto architettonico di altissimo livello sotto l'aspetto sia tecnico che estetico, coniugando la grande tradizione creativa all'eccellente innovazione tecnologica e produttiva Italiana.

Ibla is a latest-generation porcelain stoneware series with an extremely rich assortment, offering the architect countless potentials for use, all perfectly matchable as the basis for architectural projects with the highest technical and aesthetic values, as a great creative tradition is paired with Italian excellence in technological and production innovation.

Ibla ist eine Feinsteinzeugserie, die dem jüngsten Stand der Technik entspricht. Ihr umfangreiches Sortiment bietet Architekten und Planern zahlreiche, perfekt kombinierbare Lösungen für Architekturprojekte, die technisch und ästhetisch höchste Ansprüche erfüllen, und in denen sich Kreativität mit innovativer Technik und Produktion im Zeichen italienischer Exzellenz verbinden.

Ibla est une série en grès cérame de dernière génération. La grande richesse de son assortiment offre au concepteur d'innombrables solutions d'utilisation, toutes parfaitement coordonnées : c'est l'assurance de pouvoir créer un projet architectural d'un niveau technique et esthétique de haute volée, conjuguant la grande tradition créative avec l'excellence italienne en matière d'innovation, de technologie et de production.


## 4

Colori  
Colours  
Farben  
Couleurs


Ibla Linfa



Ibla Colofonia



Ibla Resina



Ibla Nera



## 5

Formati  
Sizes  
Formate  
Formats

60×120  
24"×48"



30×120  
12"×48"



60×60  
24"×24"



10×60  
4"×24"



10×53  
4"×20"



## 3

Superfici  
Surfaces  
Oberflächen  
Surfaces

Naturale


Lappato

Antislip

## 1

Strutture 3D  
3D structures  
Strukturen  
Décorations en relief

Tombolo



## i



**Tecnologia - Technology - Technologie:**  
**Synchro Digit Piemme®**  
Superficie con struttura digitale sincronizzata  
Synchronized digital structured surface  
Im synchronisierten Digitaldruckverfahren  
hergestellte 3D-Oberfläche  
Surface avec texture et finition par  
impression numérique synchronisée

Gres fine porcellanato ad impasto colorato  
Coloured-body fine porcelain stoneware  
Feinsteinzeug aus farbiger Masse  
Grès cérame fin à pâte colorée

Effetto Pietra  
Stone Look  
Natursteinoptik  
Effet Pierre

Rivestimento  
Wall Tiles  
Wandfliesen  
Revêtement

Pavimento  
Floor Tiles  
Bodenfliesen  
Sol

Ripresa grafica tra le diverse lastre rettificata contenuta entro le tolleranze previste dalla norma. Per un corretto allineamento si consiglia di utilizzare una fuga di 2 mm.  
Graphic representation between the rectified tiles is contained within the tolerances provided by the standard. For a correct alignment it is recommended to use a 2 mm joint.  
Grafische Darstellung zwischen den verschiedenen rektifizierten Platten innerhalb der in der Norm vorgesehenen Toleranzen. Für eine korrekte Anpassung wird eine Fuge von 2mm empfohlen.  
Reproduction graphique entre les différents carreaux rectifiés dans les limites des tolérances prévues par la norme. Pour un alignement correct, il est recommandé d'utiliser joints de 2 mm.





## Ibla Linfa

Per un risultato di posa ottimale si consiglia di prelevare le piastrelle da 5/6 scatole contemporaneamente.

For best installation results, we suggest taking the tiles from 5/6 boxes at the same time.



60x120  
**03976A** | Ibla Linfa Nat/Ret  
**03980A** | Ibla Linfa Lap/Ret




60x60  
**03984A** | Ibla Linfa Nat/Ret  
**03988A** | Ibla Linfa Lap/Ret



28,2x28,5  
**04007** | Opus Linfa Mix Lap/Nat



30x120  
**03992A** | Ibla Linfa Nat/Ret  
**03996A** | Ibla Linfa Lap/Ret



10x53  
**04016** | Chevron Linfa Nat/Ret  
**04021** | Chevron Linfa Lap/Ret



30x30  
**04012** | Ragusa Linfa Mix Lap/Nat



60x120  
**04004A** | Ibla Zagara Light Nat/Ret



10x60  
**04025** | Listoncino Linfa Nat/Ret  
**04029** | Listoncino Linfa Lap/Ret



60x120  
**04002A** | Ibla Tombolo Light Lap/Ret





## Ibla Colofonia

Per un risultato di posa ottimale si consiglia di prelevare le piastrelle da 5/6 scatole contemporaneamente.

For best installation results, we suggest taking the tiles from 5/6 boxes at the same time.



60x120

**03977A** | Ibla Colofonia Nat/Ret  
**03981A** | Ibla Colofonia Lap/Ret  
**05273** | Ibla Colofonia Antislip/Ret



60x60

**03985A** | Ibla Colofonia Nat/Ret  
**03989A** | Ibla Colofonia Lap/Ret




28,2x28,5

**04008** | Opus Colofonia Mix Lap/Nat



30x120

**03993A** | Ibla Colofonia Nat/Ret  
**03997A** | Ibla Colofonia Lap/Ret



10x53

**04017** | Chevron Colofonia Nat/Ret  
**04022** | Chevron Colofonia Lap/Ret





30x30

**04013** | Ragusa Colofonia Mix Lap/Nat



10x60

**04026** | Listoncino Colofonia Nat/Ret  
**04031** | Listoncino Colofonia Lap/Ret







## Ibla Resina

Per un risultato di posa ottimale si consiglia di prelevare le piastrelle da 5/6 scatole contemporaneamente.

For best installation results, we suggest taking the tiles from 5/6 boxes at the same time.



60x120

**03978A** | Ibla Resina Nat/Ret  
**03982A** | Ibla Resina Lap/Ret  
**05274** | Ibla Resina Antislip/Ret



60x60

**03986A** | Ibla Resina Nat/Ret  
**03990A** | Ibla Resina Lap/Ret



28,2x28,5

**04009** | Opus Resina Mix Lap/Nat



30x120

**03994A** | Ibla Resina Nat/Ret  
**03998A** | Ibla Resina Lap/Ret



10x53

**04018** | Chevron Resina Nat/Ret  
**04023** | Chevron Resina Lap/Ret



30x30

**04014** | Ragusa Resina Mix Lap/Nat



60x120

**04005A** | Ibla Zagara Mid Nat/Ret



10x60

**04027** | Listoncino Resina Nat/Ret  
**04032** | Listoncino Resina Lap/Ret






## Ibla Nera

Per un risultato di posa ottimale si consiglia di prelevare le piastrelle da 5/6 scatole contemporaneamente.

For best installation results, we suggest taking the tiles from 5/6 boxes at the same time.



60x120

**03975A** | Ibla Nera Nat/Ret  
**03979A** | Ibla Nera Lap/Ret




60x60

**03983A** | Ibla Nera Nat/Ret  
**03987A** | Ibla Nera Lap/Ret



28,2x28,5

**04006** | Opus Nera Mix Lap/Nat



30x120

**03991A** | Ibla Nera Nat/Ret  
**03995A** | Ibla Nera Lap/Ret



10x53

**04015** | Ibla Chevron Nera Nat/Ret  
**04019** | Ibla Chevron Nera Lap/Ret



30x30

**04011** | Ragusa Nera Mix Lap/Nat



60x120

**04003A** | Ibla Zagara Dark Nat/Ret



10x60

**04024** | Listoncino Nera Nat/Ret  
**04028** | Listoncino Nera Lap/Ret



60x120

**04001A** | Ibla Tombolo Dark Lap/Ret



Formati Sizes	MM							
	MM	Pezzi Scatola Pieces/Box Stck/Karton Carreaux/Boîte	Mq/Scatola Sqmt/Box Qm/Karton M2/Boîte	Kg/Scatola Kgs/Box Kg/Karton Kg/Boîte	Scatole/Paletta Boxes/Pallet Karton/Palette Boîte/Palette	Mq/Paletta Sqmt/Pallet Qm/Pallet M2/Palette	Kg/Paletta Kgs/Pallet Kg/Pallet Kg/Palette	Formato Paletta Size Pallet Format Pallet Dim. Palette
60x120 (24"x48") Nat/Ret - Lap/Ret	P 9,5	2	1,44	31,00	30	43,20	930	122x82x75
30x120 (12"x48") Nat/Ret - Lap/Ret	P 9,5	4	1,44	31,00	36	51,84	1116	122x96x70
60x60 (24"x24") Nat/Ret - Lap/Ret	P 9,5	4	1,44	29,00	32	46,08	928	120x80x75
60x120 (24"x48") Tombolo Lap/Ret	P 9,5	2	1,44	31,00	30	43,20	930	122x82x75
60x120 (24"x48") Zagara Nat/Ret	P 9,5	2	1,44	31,00	30	43,20	930	122x82x75
10x60 (4"x24") Listoncino Nat/Ret - Lap/Ret	P 9,5	10	0,60	12,50	72	43,20	900	120x80x75
10x53 (4"x20") Chevron Nat/Ret - Lap/Ret	P 9,5	12	0,636	13,20	60	38,16	792	120x80x75
28,2x28,5 (11"x11¼") Opus Mix Lap/Nat	P 9,5	6	0,482	9,5	60	-	-	-
30x30 (12"x12") Ragusa Mix Lap/Nat	P 9,5	5	0,45	8,5	60	-	-	-
Pezzi Speciali / Special Pieces								
33x120 (13"x48") Gradino Costa Retta Nat/Ret - Lap/Ret	P 9,5	2	0,792	18,50	20	-	-	-
4,5x60 (1½"x24") Battiscopa Nat/Ret - Lap/Ret	P 9,5	14	0,378	8,00	80	-	-	-



Formati Sizes	Formati Sizes										Zagara		Tombolo		Opus Mix		Ragusa Mix		Pezzi Speciali Special Pieces	
	60x120 24"x48"	30x120 12"x48"	60x60 24"x24"	Listoncino 10x60 4"x24"	Chevron 10x53 4"x20"	DIN 51130	DIN 51097	DCOF	BS EN 7976-2	AS 4586 2013	60x120 24"x48"	60x120 24"x48"	28,2x28,5 11"x11¼"	30x30 12"x12"	Gradino Costa Retta 33x120 13"x48"	Battiscopa 4,5x60 1½"x24"				
	9,5	9,5	9,5	9,5	9,5						9,5	9,5	9,5	9,5	9,5	9,5				
Ibla Linfa	Nat/Ret	03976A	03992A	03984A	04025	04016	R10	A+B	>0.42	wet, dry >36	P3	04004A					04043A	04034		
	Lap/Ret	03980A	03996A	03988A	04029	04021	V3 R9	A	>0.42			04002A					04047A	04038		
	Lap/Nat												04007	04012						
Ibla Colofonia	Nat/Ret	03977A	03993A	03985A	04026	04017	R10	A+B	>0.42	wet, dry >36	P3						04044A	04035		
	Lap/Ret	03981A	03997A	03989A	04031	04022	V3 R9	A	>0.42								04048A	04039		
	Antislip/Ret	05273					R11	A+B+C	>0.42	wet, dry >36	P4									
Lap/Nat												04008	04013							
Ibla Resina	Nat/Ret	03978A	03994A	03986A	04027	04018	R10	A+B	>0.42	wet, dry >36	P3	04005A					04045A	04036		
	Lap/Ret	03982A	03998A	03990A	04032	04023	V3 R9	A	>0.42								04049A	04041		
	Antislip/Ret	05274					R11	A+B+C	>0.42	wet, dry >36	P4									
Lap/Nat												04009	04014							
Ibla Nera	Nat/Ret	03975A	03991A	03983A	04024	04015	R10	A+B	>0.42	wet, dry >36	P3	04003A					04042A	04033		
	Lap/Ret	03979A	03995A	03987A	04028	04019	V3 R9	A	>0.42			04001A					04046A	04037		
	Lap/Nat												04006	04011						





# Evoluta

Nasce con Evoluta Synchro Digit Piemme™: la Superficie con Struttura Digitale Sincronizzata Piemme capace di esprimersi in varianti illimitate che innalzano lo standard qualitativo dell'intero settore ceramico. La superficie tridimensionale non è più formata per pressatura ed è quindi libera dai vincoli ripetitivi dei classici stampi per ceramica; inoltre è perfettamente sincronizzata con l'andamento della grafica di superficie.


Evoluta marks the launch of Synchro Digit Piemme™: the Piemme synchronized digital structure surface capable of expressing itself in unlimited variants that raise the quality standard of the entire ceramic industry. The three-dimensional surface is no longer formed by pressing and is therefore not limited by the repetitive constraints of classic ceramic moulds; it is also perfectly synchronized with the surface graphic pattern.

In Evoluta zeigt sich zum ersten Mal Synchro Digit Piemme™, die mit synchronisierter digitaler Struktur Oberfläche Piemme, die durch die Eröffnung unbegrenzter Gestaltungsvarianten den Qualitätsstandard der gesamten Keramikbranche anhebt. Die reliefierte Oberfläche wird nicht mehr durch Pressung erzielt und ist deshalb auch nicht an die Wiederholungsmuster der klassischen Formpressen für Keramik gebunden. Sie ist auch mit den Oberflächengrafiken vollkommen synchronisiert.

Evoluta marque la naissance de Synchro Digit Piemme™, la surface avec structure synchronisée numérique Piemme, dont les variantes illimitées permettent une expression qui vient rehausser les normes de qualité de tout le secteur de la céramique. La surface tridimensionnelle n'étant plus formée par pressage, elle est désormais libérée des contraintes répétitives imposées par les moules pour céramique classiques. Par ailleurs, elle est parfaitement synchronisée avec l'évolution des éléments graphiques de la surface.

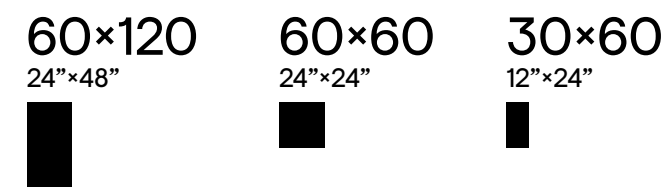
5

Colori  
Colours  
Farben  
Couleurs



3

Formati  
Sizes  
Formate  
Formats



3

Superfici  
Surfaces  
Oberflächen  
Surfaces

Naturale Lappato Grip

3

Strutture 3D  
3D structures  
Strukturen  
Décorations en relief



i



**Tecnologia - Technology - Technologie:**  
**Synchro Digit Piemme™**  
Superficie con struttura digitale sincronizzata  
Synchronized digital structured surface  
Im synchronisierten Digitaldruckverfahren  
hergestellte 3D-Oberfläche  
Surface avec texture et finition par  
impression numérique synchronisée

Gres fine porcellanato ad impasto colorato  
Coloured-body fine porcelain stoneware  
Feinsteinzeug aus farbiger Masse  
Grès cérame fin à pâte colorée

Effetto Pietra  
Stone Look  
Natursteinoptik  
Effet Pierre

Rivestimento  
Wall Tiles  
Wandfliesen  
Revêtement

Pavimento  
Floor Tiles  
Bodenfliesen  
Sol

Ripresa grafica tra le diverse lastre rettificata contenuta entro le tolleranze previste dalla norma. Per un corretto allineamento si consiglia di utilizzare una fuga di 2 mm.  
Graphic representation between the rectified tiles is contained within the tolerances provided by the standard. For a correct alignment it is recommended to use a 2 mm joint.  
Grafische Darstellung zwischen den verschiedenen rektifizierten Platten innerhalb der in der Norm vorgesehenen Toleranzen. Für eine korrekte Anpassung wird eine Fuge von 2mm empfohlen.  
Reproduction graphique entre les différents carreaux rectifiés dans les limites des tolérances prévues par la norme. Pour un alignement correct, il est recommandé d'utiliser joints de 2 mm.





## Modern

Per un risultato di posa ottimale si consiglia di prelevare le piastrelle da 5/6 scatole contemporaneamente.

For best installation results, we suggest taking the tiles from 5/6 boxes at the same time.



60x120

**03544A** | Evoluta Modern Nat/Ret  
**03548A** | Evoluta Modern Lap/Ret  
**03552A** | Evoluta Modern Grip/Ret



60x60

**03536A** | Evoluta Modern Nat/Ret  
**03540A** | Evoluta Modern Lap/Ret



30x60

**03528A** | Evoluta Modern Nat/Ret  
**03532A** | Evoluta Modern Lap/Ret



60x120

**03614A** | Evoluta Cluster Light Nat/Ret



30x60

**03609A** | Evoluta Cave Light Nat/Ret



60x120

**03685A** | Evoluta Forest Light Lap/Ret





## Beyond


Per un risultato di posa ottimale si consiglia di prelevare le piastrelle da 5/6 scatole contemporaneamente.

For best installation results, we suggest taking the tiles from 5/6 boxes at the same time.



60x120

**03596A** | Evoluta Beyond Nat/Ret  
**03597A** | Evoluta Beyond Lap/Ret  
**03598A** | Evoluta Beyond Grip/Ret



60x60

**03594A** | Evoluta Beyond Nat/Ret  
**03595A** | Evoluta Beyond Lap/Ret



30x60

**03592A** | Evoluta Beyond Nat/Ret  
**03593A** | Evoluta Beyond Lap/Ret




60x120

**03614A** | Evoluta Cluster Light Nat/Ret



30x60

**03609A** | Evoluta Cave Light Nat/Ret



60x120

**03685A** | Evoluta Forest Light Lap/Ret





Gres fine porcellanato ad impasto colorato / Tecnologia Synchro Digit Piemme  
Coloured-body fine porcelain stoneware / Synchro Digit Piemme Technology

Feinsteinzeug aus farbiger Masse / Synchro Digit Piemme Technologie  
Grès cérame fin à pâte colorée / Technologie Synchro Digit Piemme

Stone Effect  
PREMIUM

## Global

Per un risultato di posa ottimale si consiglia di prelevare le piastrelle da 5/6 scatole contemporaneamente.

For best installation results, we suggest taking the tiles from 5/6 boxes at the same time.



60x120

**03545A** | Evoluta Global Nat/Ret  
**03549A** | Evoluta Global Lap/Ret  
**03553A** | Evoluta Global Grip/Ret




60x60

**03537A** | Evoluta Global Nat/Ret  
**03541A** | Evoluta Global Lap/Ret



30x60

**03529A** | Evoluta Global Nat/Ret  
**03533A** | Evoluta Global Lap/Ret



60x120

**03613A** | Evoluta Cluster Dark Nat/Ret



30x60

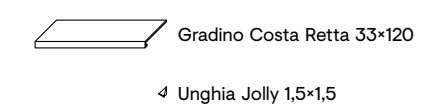
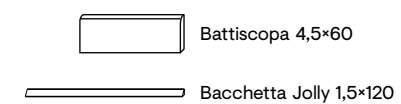
**03608A** | Evoluta Cave Dark Nat/Ret



60x120

**03612A** | Evoluta Forest Lap/Ret

Pezzi speciali  
Special pieces







## Cosmopolitan


Per un risultato di posa ottimale si consiglia di prelevare le piastrelle da 5/6 scatole contemporaneamente.

For best installation results, we suggest taking the tiles from 5/6 boxes at the same time.



60x120

**03546A** | Evoluta Cosmopolitan Nat/Ret  
**03550A** | Evoluta Cosmopolitan Lap/Ret  
**03554A** | Evoluta Cosmopolitan Grip/Ret



60x60

**03538A** | Evoluta Cosmopolitan Nat/Ret  
**03542A** | Evoluta Cosmopolitan Lap/Ret



30x60

**03530A** | Evoluta Cosmopolitan Nat/Ret  
**03534A** | Evoluta Cosmopolitan Lap/Ret



60x120

**03615A** | Evoluta Cluster Multicolor Nat/Ret



30x60

**03611A** | Evoluta Cave Multicolor Nat/Ret



60x120

**03612A** | Evoluta Forest Lap/Ret





## Advanced

Per un risultato di posa ottimale si consiglia di prelevare le piastrelle da 5/6 scatole contemporaneamente.

For best installation results, we suggest taking the tiles from 5/6 boxes at the same time.



60x120

**03543A** | Evoluta Advanced Nat/Ret  
**03547A** | Evoluta Advanced Lap/Ret  
**03551A** | Evoluta Advanced Grip/Ret



60x60

**03535A** | Evoluta Advanced Nat/Ret  
**03539A** | Evoluta Advanced Lap/Ret



30x60

**03527A** | Evoluta Advanced Nat/Ret  
**03531A** | Evoluta Advanced Lap/Ret



60x120

**03613A** | Evoluta Cluster Dark Nat/Ret



30x60

**03608A** | Evoluta Cave Dark Nat/Ret




60x120

**03612A** | Evoluta Forest Lap/Ret

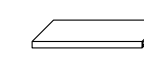
Pezzi speciali  
Special pieces



Battiscopa 4,5x60



Bacchetta Jolly 1,5x120



Gradino Costa Retta 33x120

4 Unghia Jolly 1,5x1,5



Formato / Size	P	± MM							Formato Paletta Size Pallet Format Pallet Dim. Palette
			Pezzi Scatola Pieces/Box Stck/Karton Carreaux/Boîte	Mq/Scatola Sqmt/Box Qm/Karton M2/Boîte	Kg/Scatola Kgs/Box Kg/Karton Kg/Boîte	Scatole/Paletta Boxes/Pallet Karton/Palette Boîte/Palette	Mq/Paletta Sqmt/Pallet Qm/Pallet M2/Palette	Kg/Paletta Kgs/Pallet Kg/Pallet Kg/Palette	
60x120 (24"x48") Nat/Ret	P	9,5	2	1,44	31,00	30	43,20	930	122x82x75
60x120 (24"x48") Lap/Ret	P	9,5	2	1,44	31,00	30	43,20	930	122x82x75
60x120 (24"x48") Grip/Ret	P	9,5	2	1,44	31,00	30	43,20	930	122x82x75
60x60 (24"x24") Nat/Ret	P	9,5	4	1,44	29,00	32	46,08	928	120x80x75
60x60 (24"x24") Lap/Ret	P	9,5	4	1,44	30,00	32	46,08	960	120x80x75
30x60 (12"x24") Nat/Ret	P	9,5	7	1,26	25,30	40	50,40	1012	120x80x75
30x60 (12"x24") Lap/Ret	P	9,5	7	1,26	26,30	40	50,40	1052	120x80x75
60x120 (24"x48") Forest Lap/Ret	P	9,5	2	1,44	31,00	30	43,20	930	122x82x75
60x120 (24"x48") Cluster Nat/Ret	P	9,5	2	1,44	31,00	30	43,20	930	122x82x75
30x60 (12"x24") Cave Nat/Ret	P	9,5	7	1,26	25,30	32	40,32	809,6	120x80x75
Pezzi Speciali / Special Pieces									
33x120 (13"x48") Gradino Costa Retta Nat/Ret - Lap/Ret	P	9,5	2	0,792	18,50	20	-	-	-
4,5x60 (1 1/4"x24") Battiscopa Nat/Ret - Lap/Ret	P	9,5	14	0,378	8,00	80	-	-	-
1,5x120 (3/4"x48") Bacchetta Jolly Nat/Ret - Lap/Ret	P	9,5	6	0,108	2,50	48	-	-	-
1,5x1,5 (3/4"x3/4") Unghia Jolly Nat/Ret - Lap/Ret	P	9,5	6	0,001	0,50	48	-	-	-



Formati Sizes	DIN 51130	DIN 51097	DCOF	BS EN 7976-2	AS 4586 2013	Strutture 3D 3D Structures				Pezzi Speciali Special Pieces								
						Cluster 60x120 24"x48"	Forest Light 60x120 24"x48"	Forest 60x120 24"x48"	Cave 30x60 12"x24"	Gradino Costa Retta 33x120 13"x48"	Battiscopa 4,5x60 1 1/4"x24"	Bacchetta Jolly 1,5x120 3/4"x48"	Unghia Jolly 1,5x1,5 3/4"x3/4"					
± 9,5	± 9,5	± 9,5				± 9,5	± 9,5	± 9,5	± 9,5	± 9,5	± 9,5	± 9,5	± 9,5	± 9,5				
Modern	Nat/Ret	03544A	03536A	03528A		R10	A+B	>0,42	wet, dry >36	P3	03614A			03609A	03564A	03556	03572A	03581
	Lap/Ret	03548A	03540A	03532A	V3			0,42				03685A			03568A	03560	03576A	03585
	Grip/Ret	03552A				R11	A+B+C	>0,42	wet, dry >36	P4								
Beyond	Nat/Ret	03596A	03594A	03592A		R10	A+B	>0,42	wet, dry >36	P3	03614A			03609A	03602A	03599	03604A	03606
	Lap/Ret	03597A	03595A	03593A	V3			0,42				03685A			03603A	03601	03605A	03607
	Grip/Ret	03598A				R11	A+B+C	>0,42	wet, dry >36	P4								
Global	Nat/Ret	03545A	03537A	03529A		R10	A+B	>0,42	wet, dry >36	P3	03613A			03608A	03565A	03557	03573A	03582
	Lap/Ret	03549A	03541A	03533A	V3			0,42				03612A			03569A	03561	03577A	03586
	Grip/Ret	03553A				R11	A+B+C	>0,42	wet, dry >36	P4								
Cosmopolitan	Nat/Ret	03546A	03538A	03530A		R10	A+B	>0,42	wet, dry >36	P3	03615A			03611A	03566A	03558	03574A	03583
	Lap/Ret	03550A	03542A	03534A	V4			0,42				03612A			03570A	03562	03578A	03587
	Grip/Ret	03554A				R11	A+B+C	>0,42	wet, dry >36	P4								
Advanced	Nat/Ret	03543A	03535A	03527A		R10	A+B	>0,42	wet, dry >36	P3	03613A			03608A	03563A	03555	03571A	03579
	Lap/Ret	03547A	03539A	03531A	V3			0,42				03612A			03567A	03559	03575A	03584
	Grip/Ret	03551A				R11	A+B+C	>0,42	wet, dry >36	P4								



# Unigestone

Unigestone: una collezione ispirata all'estetica di pietre, graniti e marmi differenti, sapientemente miscelati tra di loro, per muovere con carattere lo stile di ogni ambiente, residenziale o commerciale.

Unigestone: a collection inspired by the aesthetics of different stones, granites and marbles, skilfully mixed together to move with character. The style of every environment, whether residential or commercial.

Unigestone: eine am aussehen verschiedener und auf gelungene weise miteinander kombinierter steine, granite und marmorarten inspirierte kollektion. Bringt stilvoll bewegung und charakter in jeden gewerbe- oder wohnraum.

Unigestone: une collection qui puise son inspiration a l'esthetique de la pierre. Plusieurs types de granits et de marbres savamment melanges apportent une note authentique de caractere a tout espace de vic, a usage privatif ou commercial.


## 5

Colori  
Colours  
Farben  
Couleurs

Silk




Sand



Silver



Titanium



Nite



## 6

Formati  
Sizes  
Formate  
Formats

120×120  
48"×48"



60×120  
24"×48"



80×80  
31½"×31½"



60×60  
24"×24"



30×60  
12"×24"



10×53  
4"×20"



## 3

Superfici  
Surfaces  
Oberflächen  
Surfaces

Naturale


Levigato

Bocciardato

## 3

Strutture 3D  
3D structures  
Strukturen  
Decorations and relief


Level



Maya



Weave



## i

Effetto Pietra  
Stone Look  
Natursteinoptik  
Effet Pierre

Rivestimento  
Wall Tiles  
Wandfliesen  
Revêtement

Pavimento  
Floor Tiles  
Bodenfliesen  
Sol

Gres fine porcellanato ad impasto colorato  
Coloured-body fine porcelain stoneware  
Feinsteinzeug aus farbiger Masse  
Grès cérame fin à pâte colorée

Tecnologia digitale  
Digital technology  
Digital Technologie  
Technologie numérique

Ripresa grafica tra le diverse lastre rettificata contenuta entro le tolleranze previste dalla norma. Per un corretto allineamento si consiglia di utilizzare una fuga di 2 mm.  
Graphic representation between the rectified tiles is contained within the tolerances provided by the standard. For a correct alignment it is recommended to use a 2 mm joint.  
Grafische Darstellung zwischen den verschiedenen rektifizierten Platten innerhalb der in der Norm vorgesehenen Toleranzen. Für eine korrekte Anpassung wird eine Fuge von 2mm empfohlen.  
Reproduction graphique entre les différents carreaux rectifiés dans les limites des tolérances prévues par la norme. Pour un alignement correct, il est recommandé d'utiliser joints de 2 mm.





## Silk



120x120  
05295 | Unique Silk Nat/Ret



80x80  
03639 | Unique Silk Nat/Ret



60x60  
01702A | Unique Silk Nat/Ret  
01691A | Unique Silk Lev/Ret



60x120  
02995A | Unique Silk Nat/Ret  
02999A | Unique Silk Lev/Ret  
03003A | Unique Silk Bocciardato Ret



30x60  
01707A | Unique Silk Nat/Ret  
01696A | Unique Silk Lev/Ret




30x30  
01771 | Unique Silk Mosaico Nat/Ret




30x30  
01786 | Unique Silk Mix All In Ret



60x120  
03008A | Unique Silk Level Ret



10x53  
01792 | Unique Silk Chevron Nat/Ret



30x60  
01918A | Unique Weave Sk/Sd Nat/Ret



30x60  
01785A | Unique Nite Maya Design Ret



30x60  
01781A | Unique Silk Maya Ret





## Sand



120x120  
**05296** | Unique Sand Nat/Ret




80x80  
**03684** | Unique Sand Nat/Ret




60x60  
**01703A** | Unique Sand Nat/Ret  
**01692A** | Unique Sand Lev/Ret



60x120  
**02996A** | Unique Sand Nat/Ret  
**03000A** | Unique Sand Lev/Ret  
**03004A** | Unique Sand Bocciardato Ret



30x60  
**01708A** | Unique Sand Nat/Ret  
**01697A** | Unique Sand Lev/Ret



30x30  
**01772** | Unique Sand Mosaico Nat/Ret




30x30  
**01787** | Unique Sand Mix All In Ret



60x120  
**03009A** | Unique Sand Level Ret



10x53  
**01793** | Unique Sand Chevron Nat/Ret



30x60  
**01918A** | Unique Weave Sk/Sd Nat/Ret



30x60  
**01785A** | Unique Nite Maya Design Ret



30x60  
**01782A** | Unique Sand Maya Ret






## Silver



80x80  
**03642** | Unique Silver Nat/Ret



60x60  
**01704A** | Unique Silver Nat/Ret  
**01693A** | Unique Silver Lev/Ret



30x30  
**01773** | Unique Silver Mosaico Nat/Ret




60x120  
**02997A** | Unique Silver Nat/Ret  
**03001A** | Unique Silver Lev/Ret  
**03005A** | Unique Silver Bocciardato Ret



30x60  
**01709A** | Unique Silver Nat/Ret  
**01698A** | Unique Silver Lev/Ret



30x30  
**01788** | Unique Silver Mix All In Ret



10x53  
**01794** | Unique Silver Chevron Nat/Ret



30x60  
**01917A** | Unique Weave Tm/Sr Nat/Ret



60x120  
**03010A** | Unique Silver Level Ret



30x60  
**01785A** | Unique Nite Maya Design Ret



30x60  
**01783A** | Unique Silver Maya Ret






## Titanium



80x80  
**03637** | Unique Titanium Nat/Ret



60x60  
**01705A** | Unique Titanium Nat/Ret  
**01694A** | Unique Titanium Lev/Ret



30x30  
**01774** | Unique Titanium Mosaico Nat/Ret




60x120  
**02976A** | Unique Titanium Nat/Ret  
**02977A** | Unique Titanium Lev/Ret  
**03006A** | Unique Titanium Bocciardato Ret



30x60  
**01711A** | Unique Titanium Nat/Ret  
**01699A** | Unique Titanium Lev/Ret



30x30  
**01789** | Unique Titanium Mix All In Ret



10x53  
**01795** | Unique Titanium Chevron Nat/Ret



30x60  
**01917A** | Unique Weave Tm/Sr Nat/Ret



60x120  
**03011A** | Unique Titanium Level Ret



30x60  
**01785A** | Unique Nite Maya Design Ret



30x60  
**01784A** | Unique Titanium Maya Ret





## Nite



120x120  
05297 | Unique Nite Nat/Ret



80x80  
03617 | Unique Nite Nat/Ret




60x60  
01706A | Unique Nite Nat/Ret  
01695A | Unique Nite Lev/Ret



60x120  
02998A | Unique Nite Nat/Ret  
03002A | Unique Nite Lev/Ret  
03007A | Unique Nite Bocciardato Ret



30x60  
01712A | Unique Nite Nat/Ret  
01701A | Unique Nite Lev/Ret



30x30  
01775 | Unique Nite Mosaico Nat/Ret



60x120  
03012A | Unique Nite Level Ret



10x53  
01796 | Unique Nite Chevron Nat/Ret



30x30  
01791 | Unique Nite Mix All In Ret










30x60  
01785A | Unique Nite Maya Design Ret










## Imballi

Packing  
Verpackung  
Emballage

Formato / Size		± MM	 Pezzi Scatola Pcs/Box Stck/Karton Carreaux/Boîtes	 Mq/Scatola Sqmt/Box M2/Karton Qm/Boîtes	 Kg/Scatola Kgs/Box Kg/Karton Kg/Boîtes	 Scatola/Paletta Boxes/Pallet Karton/Palette Boîtes/Pallet	 Mq/Paletta Sqmt/Pallet M2/Palette Qm /Pallet	 Kg/Paletta Kgs/Pallet Kg/Palette Kg/Pallet	 Formato Paletta Size Pallet Format Palette Dim. Palette
120x120 (48"x48") Nat/Ret	P	9,5	2	2,88	58,00	22	63,36	1276	135x122x68
60x120 (24"x48") Nat/Ret	P	9,5	2	1,44	31,00	30	43,20	930	122x82x75
60x120 (24"x48") Lev/Ret	P	9,5	2	1,44	32,00	30	43,20	960	122x82x75
60x120 (24"x48") Bocciardato Ret - Level Ret	P	9,5	2	1,44	31,00	30	43,20	930	122x82x75
80x80 (31½"x31½") Nat/Ret	P	9,5	2	1,280	27,50	50	64,00	1375	122x80x96
60x60 (24"x24") Nat/Ret	P	9,5	4	1,44	29,00	32	46,08	928	120x80x75
60x60 (24"x24") Lev/Ret	P	9,5	4	1,44	30,00	32	46,08	960	120x80x75
30x60 (12"x24") Nat/Ret	P	9,5	7	1,26	25,30	40	50,40	1012	120x80x75
30x60 (12"x24") Lev/Ret	P	9,5	7	1,26	26,30	40	50,40	1052	120x80x75
30x60 (12"x24") Maya Ret	P	9,5	7	1,26	25,30	32	40,32	809,6	120x80x75
30x60 (12"x24") Weave Nat/Ret	P	9,5	7	1,26	25,30	32	40,32	809,6	120x80x75
10x53 (4"x20") Chevron Nat/Ret	P	9,5	12	0,636	13,20	60	38,16	792	120x80x75
30x30 (12"x12") Mosaico Nat/Ret	P	9,5	5	0,450	8,50	60	-	-	-
30x30 (12"x12") Mosaico All In Ret	P	9,5	6	0,540	10,20	54	-	-	-

## Imballi

Packing  
Verpackung  
Emballage

Formato / Size		± MM	 Pezzi Scatola Pcs/Box Stck/Karton Carreaux/Boîtes	 Mq/Scatola Sqmt/Box M2/Karton Qm/Boîtes	 Kg/Scatola Kgs/Box Kg/Karton Kg/Boîtes	 Scatola/Paletta Boxes/Pallet Karton/Palette Boîtes/Pallet	 Mq/Paletta Sqmt/Pallet M2/Palette Qm /Pallet	 Kg/Paletta Kgs/Pallet Kg/Palette Kg/Pallet	 Formato Paletta Size Pallet Format Palette Dim. Palette
Pezzi Speciali / Special Pieces									
33x120 (13"x48") Gradino costa retta Nat/Ret	P	9,5	2	0,792	18,50	20	-	-	-
8x60 (3½"x24") Battiscopa Nat/Ret	P	9,5	10	0,480	11,00	72	-	-	-
8x60 (3½"x24") Battiscopa Lev/Ret	P	9,5	10	0,480	11,00	72	-	-	-
8x80 (3½"x31½") Battiscopa Nat/Ret	P	9,5	7	0,450	11,00	65	-	-	-
6,5x120 (2½"x48") Battiscopa Nat/Ret - Lev/Ret	P	9,5	8	0,624	14,00	48	-	-	-



## Riepilogo Gamma

Collection  
Serie  
Gamme

	Formati Sizes							UPEC			Strutture 3D 3D Structures			
		120x120 48"x48"	60x120 24"x48"	80x80 31½"x31½"	60x60 24"x24"	30x60 12"x24"		Chevron 10x53 4"x20"	DIN 51130	DIN 51097	DCOF	Level 60x120 24"x48"	Maya 30x60 12"x24"	Weave 30x60 12"x24"
		± 9,5	± 9,5	± 9,5	± 9,5	± 9,5		± 9,5				± 9,5	± 9,5	± 9,5
	Nat/Ret	05295	02995A	03639	01702A	01707A	01792	R10	A+B	>0.42	03008A	01781A	01918A	
	Lev/Ret		02999A		01691A	01696A		V3						
	Bocciardato		03003A					R11	A+B+C	>0.42				
	Nat/Ret	05296	02996A	03684	01703A	01708A	01793	R10	A+B	>0.42	03009A	01782A	01918A	
	Lev/Ret		03000A		01692A	01697A		V3						
	Bocciardato		03004A					R11	A+B+C	>0.42				
	Nat/Ret		02997A	03642	01704A	01709A	01794	R10	A+B	>0.42	03010A	01783A	01917A	
	Lev/Ret		03001A		01693A	01698A		V3						
	Bocciardato		03005A					R11	A+B+C	>0.42				
	Nat/Ret		02976A	03637	01705A	01711A	01795	R10	A+B	>0.42	03011A	01784A	01917A	
	Lev/Ret		02977A		01694A	01699A		V3						
	Bocciardato		03006A					R11	A+B+C	>0.42				
	Nat/Ret	05297	02998A	03617	01706A	01712A	01796	R10	A+B	>0.42	03012A	01785A		
	Lev/Ret		03002A		01695A	01701A		V3						
	Bocciardato		03007A					R11	A+B+C	>0.42				

## Riepilogo Gamma

Collection  
Serie  
Gamme

	Formati Sizes			Pezzi Speciali Special Pieces			
		Mosaico 30x30 12"x12"	Mosaico Mix All In 30x30 12"x12"	Gradino Costa Retta 33x120 13"x48"	Battiscopa 6,5x120 2½"x48"	Battiscopa 8x80 3¼"x31½"	Battiscopa 8x60 3¼"x24"
		± 9,5	± 9,5	± 9,5	± 9,5	± 9,5	± 9,5
	Nat/Ret	01771		03733A	01797	01808	01819
	Lev/Ret		01786		01803		01825
	Nat/Ret	01772		03734A	01798	01809	01821
	Lev/Ret		01787		01804		01826
	Nat/Ret	01773		03735A	01799	01811	01822
	Lev/Ret		01788		01805		01827
	Nat/Ret	01774		03736A	01801	01812	01823
	Lev/Ret		01789		01806		01828
	Nat/Ret	01775		03737A	01802	01813	01824
	Lev/Ret		01791		01807		01829



# Bits&Pieces

Designed by Gordon Guillaumier

L'arte del decoro della Roma Antica, dell'"opus incertum e del lapis porphyrites", sono reinterpretati secondo le tecnologie contemporanee, mantenendo intatto il fascino del riuso esaltato nella serialità dell'industria.

The art of decoration of ancient Rome, of the "opus incertum and lapis porphyrites", are reinterpreted according to contemporary technologies, maintaining intact the charm of reuse exalted in industrial mass production.

Die Verzierungskunst des Alten Roms, des "Opus incertum und Lapis porphyrites", den zeitgenössischen Technologien entsprechend neu interpretiert, unter Beibehaltung der Magie einer überschwänglichen Wiederverwendung in der Serienmäßigkeit der Industrie.

L'art de la décoration de la Rome antique, de l'"opus incertum et du lapis porphyrites", a été réinterprété selon les technologies modernes, en préservant le charme du recyclage dans la sérialité de l'industrie.

5

Colori  
Colours  
Farben  
Couleurs


Powder Bone

Pearl Gray

Pewter Smoke

Peat Brown

Pitch Black



3

Formati  
Sizes  
Formate  
Formats

120×120  
48"×48"

60×60  
24"×24"

30×60  
12"×24"



3

Superfici  
Surfaces  
Oberflächen  
Surfaces

Naturale


Levigato

Antislip

1

Strutture 3D  
3D structures  
Strukturen  
Decorations and relief

Muretto



i

Effetto Pietra  
Stone Look  
Natursteinoptik  
Effet Pierre

Rivestimento  
Wall Tiles  
Wandfliesen  
Revêtement

Pavimento  
Floor Tiles  
Bodenfliesen  
Sol

Gres fine porcellanato ad impasto colorato  
Coloured-body fine porcelain stoneware  
Feinsteinzeug aus farbiger Masse  
Grès cérame fin à pâte colorée

Tecnologia digitale  
Digital technology  
Digital Technologie  
Technologie numérique





## Powder Bone




120x120  
**03403A** | Powder Bone Nat/Ret



60x60  
**01157A** | Powder Bone Nat/Ret  
**01171A** | Powder Bone Lev/Ret




60x60  
**01162A** | Powder Bone Facet Nat/Ret



30x60  
**01205A** | Powder Bone Nat/Ret  
**01222A** | Powder Bone Antislip Ret




30x60  
**01210A** | Powder Bone Facet Nat/Ret



30x60  
**01274A** | Bits Muretto Cold Ret



30x30  
**01276** | Powder Bone Mosaico Nat/Ret




## Pearl Gray



120x120  
**03404A** | Pearl Gray Nat/Ret




60x60  
**01159A** | Pearl Gray Nat/Ret  
**01173A** | Pearl Gray Lev/Ret




60x60  
**01164A** | Pearl Gray Quad Nat/Ret



30x60  
**01207A** | Pearl Gray Nat/Ret  
**01224A** | Pearl Gray Antislip Ret



30x60  
**01212A** | Pearl Gray Quad Nat/Ret



30x60  
**01274A** | Bits Muretto Cold Ret



30x30  
**01278** | Pearl Gray Mosaico Nat/Ret






## Peat Brown



60x60  
**01160A** | Peat Brown Nat/Ret  
**01174A** | Peat Brown Lev/Ret




60x60  
**01165A** | Peat Brown Quad Nat/Ret



30x60  
**01275A** | Muretto Warm Ret



30x60  
**01208A** | Peat Brown Nat/Ret  
**01225A** | Peat Brown Antislip Ret



30x60  
**01213A** | Peat Brown Quad Nat/Ret




30x30  
**01279** | Peat Brown Mosaico Nat/Ret




## Pitch Black




60x60  
**01161A** | Pitch Black Nat/Ret  
**01175A** | Pitch Black Lev/Ret




60x60  
**01166A** | Pitch Black Quad Nat/Ret




30x60  
**01274A** | Bits Muretto Cold Ret



30x60  
**01209A** | Pitch Black Nat/Ret  
**01226A** | Pitch Black Antislip Ret



30x60  
**01214A** | Pitch Black Quad Nat/Ret



30x30  
**01281** | Pitch Black Mosaico Nat/Ret



## Pewter Smoke




120x120  
03405A | Pewter Smoke Nat/Ret



60x60  
01158A | Pewter Smoke Nat/Ret  
01172A | Pewter Smoke Lev/Ret



30x60  
01206A | Pewter Smoke Nat/Ret  
01223A | Pewter Smoke Antislip Ret




30x60  
01274A | Bits Muretto Cold Ret



60x60  
01163A | Pewter Smoke Facet Nat/Ret



30x60  
01211A | Pewter Smoke Facet Nat/Ret



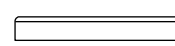


30x30  
01277 | Pewter Smoke Mosaico Nat/Ret



## Imballi

Packing  
Verpackung  
Emballage

Formato / Size		MM	Pezzi/Scatola Pieces/Box Stck/Karton Carreaux/Boîte	Mq/Scatola Sqmt/Box Qm/Karton M2/Boîte	Kg/Scatola Kgs/Box Kg/Karton Kg/Boîte	Scatole/Paletta Boxes/Pallet Karton/Pallet Boîte/Palette	Mq/Paletta Sqmt/Pallet Qm/Pallet M2 /Palette	Kg/Paletta Kgs/Pallet Kg/Pallet Kg/Palette	Formato Paletta Size Pallet Format Pallet Dim. Palette
120x120 Nat/Ret	P	9,5	2	2,88	58	22	63,36	1276	135x122x68
60x60 Nat/Ret	P	9,5	4	1,44	29	32	46,08	928	120x80x75
60x60 Lev/Ret	P	9,5	4	1,44	30	32	46,08	960	120x80x75
30x60 Nat/Ret	P	9,5	7	1,26	25,30	40	50,40	1012	120x80x75
30x60 Antislip/Ret	P	9,5	7	1,26	25,30	40	50,40	1012	120x80x75
30x60 Muretto	P	9,5	7	1,26	25,30	32	40,32	809,6	120x80x75
60x60 Quad Nat/Ret	P	9,5	4	1,44	29	32	46,08	928	120x80x75
60x60 Facet Nat/Ret	P	9,5	4	1,44	29	32	46,08	928	120x80x75
30x60 Quad Nat/Ret	P	9,5	7	1,26	25,30	40	50,40	1012	120x80x75
30x60 Facet Nat/Ret	P	9,5	7	1,26	25,30	40	50,40	1012	120x80x75
30x30 Mosaico (Su Rete)	P	9,5	5	0,45	8,5	60			
Pezzi Speciali / Special Pieces									
6,5x120 Battiscopa	P	9,5	8	0,624	14	48			
8x60 Battiscopa	P	9,5	10	0,48	11	72			
30x60 Step	P	9,5	6	1,08	22	36			




















## Riepilogo Gamma

Collection  
Serie  
Gamme

Formati Sizes					DIN 51130	DIN 51097	DCOF		
	120x120 48"x48"	60x60 24"x24"	30x60 12"x24"						
	± 9,5	± 9,5	± 9,5						
 Powder Bone	Nat/Ret	03403A	01157A	01205A	V2	R10	A+B	> 0,42	
	Lev/Ret		01171A						
	Antislip			01222A		R11		> 0,42	
 Pearl Gray	Nat/Ret	03404A	01159A	01207A	V2	R10	A+B	> 0,42	
	Lev/Ret		01173A						
	Antislip			01224A		R11		> 0,42	
 Pewter Smoke	Nat/Ret	03405A	01158A	01206A	V2	R10	A+B	> 0,42	
	Lev/Ret		01172A						
	Antislip			01223A		R11		> 0,42	
 Peat Brown	Nat/Ret		01160A	01208A	V2	R10	A+B	> 0,42	
	Lev/Ret		01174A						
	Antislip			01225A		R11		> 0,42	
 Pitch Black	Nat/Ret		01161A	01209A	V2	R10	A+B	> 0,42	
	Lev/Ret		01175A						
	Antislip			01226A		R11		> 0,42	

## Riepilogo Gamma

Collection  
Serie  
Gamme

Formati Sizes	Strutture 3D 3D Structures							Pezzi Speciali Special Pieces			
	 Muretto Cold 30x60 12"x24"	 Muretto Warm 30x60 12"x24"	 Mosaico 30x30 (Su Rete) 12"x12" (2"x2" Dot)	 Quad 60x60 24"x24"	 Quad 30x60 12"x24"	 Facet 60x60 24"x24"	 Facet 30x60 12"x24"	 Battiscopa 6,5x120 2½"x48"	 Battiscopa 8x60 3¼"x24"	 Step 30x60 12"x24"	
	± 9,5	± 9,5	± 9,5	± 9,5	± 9,5	± 9,5	± 9,5	± 9,5	± 9,5		
 Powder Bone	Nat/Ret	01274A	01275A	01276			01162A	01210A	01401	01248	01259
 Pearl Gray	Nat/Ret	01274A		01278	01164A	01212A			01402	01251	01262
										01256	
 Pewter Smoke	Nat/Ret	01274A		01277			01163A	01211A	01403	01249	01261
										01255	
 Peat Brown	Nat/Ret		01275A	01279	01165A	01213A				01252	01263
										01257	
 Pitch Black	Nat/Ret	01274A		01281	01166A	01214A				01253	01264
										01258	



# Geostone

Da un'attenta ricerca di design nasce Geostone. Il fascino senza tempo delle rocce sedimentarie è riproposto in un blend armonizzato sulla superficie del grès porcellanato Piemme.

Geostone was created on the basis of careful research into design. The timeless appeal of sedimentary rocks is re-presented in a harmonized blend on the surfaces of Piemme porcelain stoneware.

Aus einer sorgfältigen Designstudie entsteht Geostone. Zeitlose Magie des Sedimentgesteins, an der Oberfläche des Feinsteinzeugs von Piemme mit harmonisch abgestimmtem Blend nachempfunden.

Geostone est issue d'une recherche de design attentive; la fascination intemporelle des roches sédimentaires a été revisitée en un mélange harmonieux sur la surface du grès cérame Piemme.

5

Colori  
Colours  
Farben  
Couleurs


Bianco



Beige



Tortora



Terra



Grigio



5

Formati  
Sizes  
Formate  
Formats

60×120  
24"×48"



80×80  
31½"×31½"



45×90  
18"×36"



60×60  
24"×24"



30×60  
12"×24"



3

Superfici  
Surfaces  
Oberflächen  
Surfaces

Naturale

Levigato

Velvet

2

Strutture 3D  
3D structures  
Strukturen  
Decorations and relief

Esagonetta



Velvet



i

Effetto Pietra  
Stone Look  
Natursteinoptik  
Effet Pierre

Rivestimento  
Wall Tiles  
Wandfliesen  
Revêtement

Pavimento  
Floor Tiles  
Bodenfliesen  
Sol

Gres fine porcellanato ad impasto colorato  
Coloured-body fine porcelain stoneware  
Feinsteinzeug aus farbiger Masse  
Grès cérame fin à pâte colorée

Tecnologia digitale  
Digital technology  
Digital Technologie  
Technologie numérique





## Bianco



60x120  
**03053A** | Geostone Bianco Nat/Ret  
**03057A** | Geostone Bianco Lev/Ret



80x80  
**03841** | Geostone Bianco Nat/Ret



60x60  
**62150A** | Geostone Bianco Nat/Ret  
**62200A** | Geostone Bianco Lev/Ret



45x90  
**03708** | Geostone Bianco Nat/Ret




30x60  
**62750A** | Geostone Bianco Nat/Ret



30x60  
**63550A** | Geo Velvet Bianco Grip/Ret



30x60  
**63600A** | Geo Esagonetta Bianco Nat/Ret



30x30  
**63650** | Geo Mosaico Bianco Nat/Ret

## Beige



60x120  
**03054A** | Geostone Beige Nat/Ret  
**03058A** | Geostone Beige Lev/Ret



80x80  
**03843** | Geostone Beige Nat/Ret




60x60  
**62170A** | Geostone Beige Nat/Ret  
**62220A** | Geostone Beige Lev/Ret



45x90  
**03883** | Geostone Beige Nat/Ret




30x60  
**62780A** | Geostone Beige Nat/Ret




30x60  
**63570A** | Geo Velvet Beige Grip/Ret



30x60  
**63620A** | Geo Esagonetta Beige Nat/Ret



30x30  
**64860** | Geo Mosaico Beige Nat/Ret







## Tortora



60x120  
**03056A** | Geostone Tortora Nat/Ret  
**03061A** | Geostone Tortora Lev/Ret



80x80  
**03842** | Geostone Tortora Nat/Ret



60x60  
**62190A** | Geostone Tortora Nat/Ret  
**62240A** | Geostone Tortora Lev/Ret



45x90  
**03485** | Geostone Tortora Nat/Ret



30x60  
**62840A** | Geostone Tortora Nat/Ret



30x60  
**63590A** | Geo Velvet Tortora Grip/Ret



30x60  
**63640A** | Geo Esagonetta Tortora Nat/Ret



30x30  
**65680** | Geo Mosaico Tortora Nat/Ret

## Terra



45x90  
**03884** | Geostone Terra Nat/Ret




80x80  
**03844** | Geostone Terra Nat/Ret



60x60  
**62180A** | Geostone Terra Nat/Ret  
**62230A** | Geostone Terra Lev/Ret




30x60  
**62810A** | Geostone Terra Nat/Ret




30x60  
**63630A** | Geo Esagonetta Terra Nat/Ret



30x60  
**63580A** | Geo Velvet Terra Grip/Ret



30x30  
**64870** | Geo Mosaico Terra Nat/Ret





## Grigio



60x120

**03055A** | Geostone Grigio Nat/Ret  
**03059A** | Geostone Grigio Lev/Ret



45x90

**03711** | Geostone Grigio Nat/Ret



80x80

**03718** | Geostone Grigio Nat/Ret



30x60

**62770A** | Geostone Grigio Nat/Ret



30x60

**63610A** | Geo Esagonetta Grigio Nat/Ret




60x60

**62160A** | Geostone Grigio Nat/Ret  
**62210A** | Geostone Grigio Lev/Ret



30x60

**63560A** | Geo Velvet Grigio Grip/Ret



30x30


**63660** | Geo Mosaico Grigio Nat/Ret



## Imballi

Packing  
Verpackung  
Emballage

Formato / Size		± MM	Pezzi/Scatola Pieces/Box Stck/Karton Carreaux/Boîte	Mq/Scatola Sqmt/Box Qm/Karton M2/Boîte	Kg/Scatola Kgs/Box Kg/Karton Kg/Boîte	Scatole/Paletta Boxes/Pallet Karton/Pallet Boîte/Palette	Mq/Paletta Sqmt/Pallet Qm/Pallet M2 /Palette	Kg/Paletta Kgs/Pallet Kg/Pallet Kg/Palette	Formato Paletta Size Pallet Format Pallet Dim. Palette
60x120 Nat/Ret	P	9,5	2	1,44	31,0	30	43,20	930	122x82x75
60x120 Lev/Ret	P	9,5	2	1,44	32,0	30	43,20	960	122x82x75
80x80 Nat/Ret	P	9,5	2	1,28	27,5	50	64,00	1375	122x80x96
45x90 Nat/Ret	P	9,5	3	1,215	26,0	36	43,74	936	120x90x60
60x60 Nat/Ret	P	9,5	4	1,44	29	32	46,08	928	120x80x75
60x60 Lev/Ret	P	9,5	4	1,44	30	32	46,08	960	120x80x75
30x60 Nat/Ret	P	9,5	7	1,26	25,30	40	50,40	1012	120x80x75
30x60 Velvet Grip/Ret	P	9,5	7	1,26	25,30	40	50,40	1012	120x80x75
30x60 Esagonetta Ret	P	9,5	7	1,26	25,30	32	40,32	809,6	120x80x75
30x30 Mosaico (Su Rete)	P	9,5	5	0,45	8,5	60			
Pezzi Speciali / Special Pieces									
8x80 Battiscopa	P	9,5	7	0,448	11	65			
7x90 Battiscopa	P	9,5	8	0,504	13	48			
8x60 Battiscopa	P	9,5	10	0,48	11	72			





## Riepilogo Gamma

Collection  
Serie  
Gamme

	Formati Sizes									
		60x120 24"x48"	80x80 31½"x31½"	45x90 18"x36"	60x60 24"x24"	30x60 12"x24"				
		± 9,5	± 9,5	± 9,5	± 9,5	± 9,5	DIN 51130	DIN 51097	DCOF	
	Nat						V3	R10	A	> 0,42
	Nat/Ret	03053A	03841	03708	62150A	62750A				
	Lev/Ret	03057A			62200A					
	Velvet Grip/Ret					63550A	R11	A+B+C	> 0,42	
	Nat						V3	R10	A	> 0,42
Nat/Ret	03054A	03843	03883	62170A	62780A					
Lev/Ret	03058A			62220A						
	Velvet Grip/Ret					63570A	R11	A+B+C	> 0,42	
	Nat						V3	R10	A	> 0,42
Nat/Ret	03056A	03842	03485	62190A	62840A					
Lev/Ret	03061A			62240A						
	Velvet Grip/Ret					63590A	R11	A+B+C	> 0,42	
	Nat						V3	R10	A	> 0,42
Nat/Ret		03844	03884	62180A	62810A					
Lev/Ret				62230A						
	Velvet Grip/Ret					63580A	R11	A+B+C	> 0,42	
	Nat						V3	R10	A	> 0,42
Nat/Ret	03055A	03718	03711	62160A	62770A					
Lev/Ret	03059A			62210A						
	Velvet Grip/Ret					63560A	R11	A+B+C	> 0,42	

## Riepilogo Gamma

Collection  
Serie  
Gamme

	Formati Sizes	Strutture 3D 3D Structures		Decori Decors	Pezzi Speciali Special Pieces		
		Esagonetta 30x60 12"x24"	Velvet 30x60 12"x24"	Mosaico 30x30 Su Rete 12"x12" (2"x2" Dot)	Battiscopa 7x90 2¾"x36"	Battiscopa 8x80 3¼"x31 ½"	Battiscopa 8x60 3¼"x24"
		± 9,5	± 9,5	± 9,5	± 9,5	± 9,5	± 9,5
	Nat						
	Nat/Ret	63600A		63650	65690	00099	65830
	Lev/Ret						66090
	Velvet Grip/Ret		63550A				
	Nat						
	Nat/Ret	63620A		64860	65710	00435	66060
	Lev/Ret						66110
	Velvet Grip/Ret		63570A				
	Nat						
	Nat/Ret	63640A		65680	65730	00101	66080
	Lev/Ret						66130
	Velvet Grip/Ret		63590A				
	Nat						
	Nat/Ret	63630A		64870	65720	00436	66070
	Lev/Ret						66120
	Velvet Grip/Ret		63580A				
	Nat						
	Nat/Ret	63610A		63660	65700	00100	65840
	Lev/Ret						66100
	Velvet Grip/Ret		63560A				



# Purestone

Una vera e propria materia d'arredo, ricavata elaborando l'estetica di diverse pietre esistenti in natura. "Purestone" Piemme è un moderno grès porcellanato dai toni delicati e dalle venature discrete, mai eccessive.

A real furnishing material, obtained by processing the aesthetics of various kinds of natural stones, Piemme "Purestone" is a modern porcelain stoneware with delicate colour shades and discreet and never excessive veins.

Ein echtes Einrichtungsmaterial, gewonnen aus einem Mix der Optik verschiedener Natursteine. Piemme "Purestone" ist ein modernes Feinsteinzeug in zarten Tönen und mit dezenten, unaufdringlichen Aderungen.

Cette véritable révolution en matière d'architecture intérieure est le fruit d'une étude précise sur les différentes pierres existant dans la nature. "Purestone" by Piemme est un grès cérame moderne, aux teintes délicates, aux veines discrètes parfaitement dosées.

## 5

Colori  
Colours  
Farben  
Couleurs



## 3

Formati  
Sizes  
Formate  
Formats

60×60  
24"×24"



30,1×60,4  
12"×24"



30×60  
12"×24"



## 3

Superfici  
Surfaces  
Oberflächen  
Surfaces


Naturale

Levigato

Velvet

## 3

Strutture 3D  
3D structures  
Strukturen  
Decorations and relief



## i

Effetto Pietra  
Stone Look  
Natursteinoptik  
Effet Pierre

Rivestimento  
Wall Tiles  
Wandfliesen  
Revêtement

Pavimento  
Floor Tiles  
Bodenfliesen  
Sol

Gres fine porcellanato ad impasto colorato  
Coloured-body fine porcelain stoneware  
Feinsteinzeug aus farbiger Masse  
Grès cérame fin à pâte colorée

Tecnologia digitale  
Digital technology  
Digital Technologie  
Technologie numérique





## Bianco



60x60  
**10840A** | Purestone Bianco Nat/Ret  
**10870A** | Purestone Bianco Lev/Ret



30,1x60,4  
**03774A** | Purestone Bianco Nat  
30x60  
**10990A** | Purestone Bianco Nat/Ret  
**11080A** | Purestone Bianco Lev/Ret



30x60  
**00530A** | Purestone Bianco Velvet Ret



30x60  
**00535A** | Purestone Linea Bianco Nat/Ret



30x60  
**11160A** | Purestone Muretto Bianco Nat/Ret



30x30  
**39590** | Purestone Mosaico Bianco Nat/Ret




## Beige



60x60  
**10850A** | Purestone Beige Nat/Ret  
**10880A** | Purestone Beige Lev/Ret



30,1x60,4  
**03775A** | Purestone Beige Nat  
30x60  
**11000A** | Purestone Beige Nat/Ret  
**11140A** | Purestone Beige Lev/Ret




30x60  
**00531A** | Purestone Beige Velvet Ret



30x60  
**00536A** | Purestone Linea Beige Nat/Ret



30x60  
**11300A** | Purestone Muretto Beige Nat/Ret



30x30  
**39600** | Purestone Mosaico Beige Nat/Ret





## Grigio



60x60


**10860A** | Purestone Grigio Nat/Ret  
**10890A** | Purestone Grigio Lev/Ret



30,1x60,4

**03776A** | Purestone Grigio Nat  
30x60

**11070A** | Purestone Grigio Nat/Ret  
**11150A** | Purestone Grigio Lev/Ret



30x60

**00532A** | Purestone Grigio Velvet Ret



30x60

**00537A** | Purestone Linea Grigio Nat/Ret



30x60

**11310A** | Purestone Muretto Grigio Nat/Ret



30x30

**39610** | Purestone Mosaico Grigio Nat/Ret



## Piombo



60x60

**00519A** | Purestone Piombo Nat/Ret  
**00522A** | Purestone Piombo Lev/Ret



30,1x60,4

**03777A** | Purestone Piombo Nat  
30x60

**00526A** | Purestone Piombo Nat/Ret  
**00528A** | Purestone Piombo Lev/Ret



30x60

**00533A** | Purestone Piombo Velvet Ret



30x60

**00538A** | Purestone Linea Piombo Nat/Ret



30x60

**00725A** | Purestone Muretto Piombo/ Antracite Nat/Ret



30x30

**00540** | Purestone Mosaico Piombo Nat/Ret




## Antracite



60x60


**00521A** | Purestone Antracite Nat/Ret  
**00523A** | Purestone Antracite Lev/Ret



30,1x60,4

**03778A** | Purestone Antracite Nat  
30x60

**00527A** | Purestone Antracite Nat/Ret  
**00529A** | Purestone Antracite Lev/Ret



30x60

**00534A** | Purestone Antracite Velvet Ret




30x60

**00539A** | Purestone Linea Antracite Nat/Ret



30x60

**00725A** | Purestone Muretto Piombo/ Antracite Nat/Ret










30x30



**00541** | Purestone Mosaico Antracite Nat/Ret



## Imballi

Packing  
Verpackung  
Emballage

Formato / Size		± MM	 Pezzi/Scatola Pieces/Box Stck/Karton Carreaux/Boîte	 Mq/Scatola Sqmt/Box Qm/Karton M2/Boîte	 Kg/Scatola Kgs/Box Kg/Karton Kg/Boîte	 Scatole/Paletta Boxes/Pallet Karton/Pallet Boîte/Palette	 Mq/Paletta Sqmt/Pallet Qm/Pallet M2 /Palette	 Kg/Paletta Kgs/Pallet Kg/Pallet Kg/Palette	 Formato Paletta Size Pallet Format Pallet Dim. Palette
60x60 Nat/Ret	P	9,5	4	1,44	29,00	32	46,08	928	120x80x75
60x60 Lev/Ret	P	9,5	4	1,44	30,00	32	46,08	960	120x80x75
30,1x60,4 Nat	P	9,5	7	1,273	25,70	40	50,92	1028	120x80x75
30x60 Nat/Ret	P	9,5	7	1,26	25,30	40	50,40	1012	120x80x75
30x60 Lev/Ret	P	9,5	7	1,26	26,30	40	50,40	1052	120x80x75
30x60 Velvet Ret	P	9,5	7	1,26	25,30	40	50,40	1012	120x80x75
30x60 Linea Nat/Ret	P	9,5	7	1,26	25,30	32	40,32	809,6	120x80x75
30x60 Muretto Ret	P	9,5	7	1,26	25,30	32	40,32	809,6	120x80x75
30x30 Mosaico (Su Rete)	P	9,5	5	0,45	8,5	60			
Pezzi Speciali / Special Pieces									
8x60 Battiscopa Nat - Nat/Ret - Lev/Ret	P	9,5	10	0,48	11	72			
30x60 Step	P	9,5	6	1,08	22	36			





## Riepilogo Gamma

Collection  
Serie  
Gamme

	Formati Sizes				Strutture 3D 3D Structures			DIN 51130	DIN 51097	DCOF
		60x60 24"x24"	30,1x60,4 12"x24"	30x60 12"x24"						
	Nat		03774A				R10	A	> 0,42	
	Nat/Ret	10840A		10990A		00535A	R10	A	> 0,42	
	Lev/Ret	10870A		11080A						
	Velvet/Ret			00530A			R11	A+B+C	> 0,42	
	Nat		03775A				R10	A	> 0,42	
	Nat/Ret	10850A		11000A		00536A	R10	A	> 0,42	
	Lev/Ret	10880A		11140A						
	Velvet/Ret			00531A			R11	A+B+C	> 0,42	
	Nat		03776A				R10	A	> 0,42	
	Nat/Ret	10860A		11070A		00537A	R10	A	> 0,42	
	Lev/Ret	10890A		11150A						
	Velvet/Ret			00532A			R11	A+B+C	> 0,42	
	Nat		03777A				R10	A	> 0,42	
	Nat/Ret	00519A		00526A		00538A	R10	A	> 0,42	
	Lev/Ret	00522A		00528A						
	Velvet/Ret			00533A			R11	A+B+C	> 0,42	
	Nat		03778A				R10	A	> 0,42	
	Nat/Ret	00521A		00527A		00539A	R10	A	> 0,42	
	Lev/Ret	00523A		00529A						
	Velvet/Ret			00534A			R11	A+B+C	> 0,42	

## Riepilogo Gamma

Collection  
Serie  
Gamme

	Formati Sizes		Pezzi Speciali Special Pieces	
	Nat			
	Nat/Ret	39590	11320	11390
	Lev/Ret		71980	
			72010	
	Nat		11330	11400
	Nat/Ret	39600	71990	
	Lev/Ret		72020	
			72030	
	Nat		11380	11410
	Nat/Ret	39610	72000	
	Lev/Ret		72030	
			72030	
	Nat		00542	00550
	Nat/Ret	00540	00544	
	Lev/Ret		00546	
			00543	00551
	Nat		00543	00551
	Nat/Ret	00541	00545	
	Lev/Ret		00547	
			00547	



# Castlestone

Con Castlestone il fascino della pietra è ora al servizio dell'arredamento architettonico.

Thanks to Castlestone, the appeal of stone is now at the service of architectural design.

Mit Castlestone steht der Zauber des Natursteins heute im Dienst der architektonischen Raumgestaltung.

Avec Castlestone, le charme de la pierre est maintenant au service de l'architecture d'intérieur.


5

Colori  
Colours  
Farben  
Couleurs

White



Almond




Grey



Musk



Black



3

Formati  
Sizes  
Formate  
Formats

60×60  
24"×24"



45×90  
18"×36"



30×60  
12"×24"



3

Superfici  
Surfaces  
Oberflächen  
Surfaces

Naturale

Lappato

Antislip

1

Strutture 3D  
3D structures  
Strukturen  
Decorations and relief

Muretto



i

Effetto Pietra  
Stone Look  
Natursteinoptik  
Effet Pierre

Rivestimento  
Wall Tiles  
Wandfliesen  
Revêtement

Pavimento  
Floor Tiles  
Bodenfliesen  
Sol

Gres fine porcellanato ad impasto colorato  
Coloured-body fine porcelain stoneware  
Feinsteinzeug aus farbiger Masse  
Grès cérame fin à pâte colorée

Tecnologia digitale  
Digital technology  
Digital Technologie  
Technologie numérique





## White



60x60  
**00126A** | Castlestone White Nat/Ret  
**00131A** | Castlestone White Lap/Ret



60x60  
**00456A** | Castlestone Antislip White Ret



30x60  
**00224A** | Castlestone Mix Cold Ret



30x60  
**00149A** | Castlestone Muretto White Ret




45x90  
**03877** | Castlestone White Nat/Ret



30x60  
**00136A** | Castlestone White Nat/Ret



30x60  
**\*00282** | Castlestone Inciso White Ret



30x30  
**00159** | Castlestone Mosaico White Ret

## Almond




60x60  
**00127A** | Castlestone Almond Nat/Ret  
**00132A** | Castlestone Almond Lap/Ret



60x60  
**00457A** | Castlestone Antislip Almond Ret



30x60  
**00225A** | Castlestone Mix Warm Ret



30x60  
**00150A** | Castlestone Muretto Almond Ret




45x90  
**03704** | Castlestone Almond Nat/Ret



30x60  
**00137A** | Castlestone Almond Nat/Ret



30x60  
**\*00283** | Castlestone Inciso Almond Ret



30x30  
**00160** | Castlestone Mosaico Almond Ret

\* Decori realizzati con smalti e metalli preziosi. Vedere nota a pag. 366-367  
Decors made with glazes and precious metals. See note on pages 366-367  
Dekore aus Glasuren und Edelmetallen. Siehe Hinweis auf Seiten 366-367  
Décors réalisés avec des émaux et des métaux précieux. Voir note aux pages 366-367





## Grey



60x60  
**00128A** | Castlestone Grey Nat/Ret  
**00133A** | Castlestone Grey Lap/Ret



60x60  
**00458A** | Castlestone Antislip Grey Ret



30x60  
**00224A** | Castlestone Mix Cold Ret



30x60  
**00151A** | Castlestone Muretto Grey Ret



45x90  
**03706** | Castlestone Grey Nat/Ret



30x60  
**00138A** | Castlestone Grey Nat/Ret



30x60  
**\*00284** | Castlestone Inciso Grey Ret



30x30  
**00161** | Castlestone Mosaico Grey Ret



## Musk



60x60  
**00129A** | Castlestone Musk Nat/Ret  
**00134A** | Castlestone Musk Lap/Ret



60x60  
**00459A** | Castlestone Antislip Musk Ret



30x60  
**00225A** | Castlestone Mix Warm Ret



30x60  
**00152A** | Castlestone Muretto Musk Ret



45x90  
**03707** | Castlestone Musk Nat/Ret



30x60  
**00139A** | Castlestone Musk Nat/Ret



30x60  
**\*00285** | Castlestone Inciso Musk Lap/Ret



30x30  
**00162** | Castlestone Mosaico Musk Ret

\* Decori realizzati con smalti e metalli preziosi. Vedere nota a pag. 366-367  
Decors made with glazes and precious metals. See note on pages 366-367  
Dekore aus Glasuren und Edelmetallen. Siehe Hinweis auf Seiten 366-367  
Décors réalisés avec des émaux et des métaux précieux. Voir note aux pages 366-367



## Black



60x60  
**00130A** | Castlestone Black Nat/Ret  
**00135A** | Castlestone Black Lap/Ret



60x60  
**00460A** | Castlestone Antislip Black Ret



30x60  
**00224A** | Castlestone Mix Cold Ret



30x60  
**00153A** | Castlestone Muretto Black Ret




45x90  
**03881** | Castlestone Black Nat/Ret




30x60  
**00141A** | Castlestone Black Nat/Ret



30x60  
**\*00286** | Castlestone Inciso Black Lap/Ret **00163** | Castlestone Mosaico Black Ret



\* Decori realizzati con smalti e metalli preziosi. Vedere nota a pag. 366-367  
Decors made with glazes and precious metals. See note on pages 366-367  
Dekore aus Glasuren und Edelmetallen. Siehe Hinweis auf Seiten 366-367  
Décors réalisés avec des émaux et des métaux précieux. Voir note aux pages 366-367



## Imballi

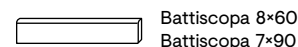
Packing  
Verpackung  
Emballage

Formato / Size		± MM	Pezzi/Scatola Pieces/Box Stck/Karton Carreaux/Boîte	Mq/Scatola Sqmt/Box Qm/Karton M2/Boîte	Kg/Scatola Kgs/Box Kg/Karton Kg/Boîte	Scatole/Paletta Boxes/Pallet Karton/Pallet Boîte/Palette	Mq/Paletta Sqmt/Pallet Qm/Pallet M2 /Palette	Kg/Paletta Kgs/Pallet Kg/Pallet Kg/Palette	Formato Paletta Size Pallet Format Pallet Dim. Palette
45x90 Nat/Ret	P	9,5	3	1,215	26,0	36	43,74	936	120x90x60
60x60 Nat/Ret	P	9,5	4	1,44	29	32	46,08	928	120x80x75
60x60 Antislip/Ret	P	9,5	4	1,44	29	32	46,08	928	120x80x75
60x60 Lap/Ret	P	9,5	4	1,44	30	32	46,08	960	120x80x75
30x60 Nat/Ret	P	9,5	7	1,26	25,30	40	50,40	1012	120x80x75
30x60 Muretto	P	9,5	7	1,26	25,30	32	40,32	809,60	120x80x75
30x60 Mix	P	9,5	7	1,26	25,30	40	50,40	1012	120x80x75
30x60 Inciso	P	9,5	6	1,08	21,5	21	22,68	451,5	120x80x75
30x30 Mosaico (Su Rete)	P	9,5	5	0,45	8,5	60			
Pezzi Speciali / Special Pieces									
7x90 Battiscopa	P	9,5	8	0,504	13	48			
8x60 Battiscopa	P	9,5	10	0,48	11	72			
30x60 Step	P	9,5	6	1,08	21,5	36			

## Riepilogo Gamma

Collection  
Serie  
Gamme

Formati Sizes	Structure 3D 3D Structures	Pezzi Speciali Special Pieces														
		Battiscopa 7x90 2¾x36"	Battiscopa 8x60 3¼x24"	Step 30x60 12x24"												
45x90 18"x36"	60x60 24"x24"	30x60 12"x24"				Muretto 30x60 12"x24"	Mix Warm 30x60 12"x24"	Mix Cold 30x60 12"x24"	Inciso 30x60 12"x24"	Mosaico 30x30 (Su Rete) 12"x12" 2"x2" Dot	Battiscopa 7x90 2¾x36"	Battiscopa 8x60 3¼x24"	Step 30x60 12"x24"			
± 9,5	± 9,5	± 9,5												DIN 51130	DIN 51097	DCOF
White	Nat/Ret	03877	00126A	00136A	V3	R10	A+B	> 0,42	00149A	00225A	00224A	00282	00159	00199	00179	00189
	Lap/Ret		00131A													00184
Almond	Nat/Ret	03704	00127A	00137A	V3	R10	A+B	> 0,42	00150A	00225A		00283	00160	00200	00180	00190
	Lap/Ret		00132A													00185
Grey	Nat/Ret	03706	00128A	00138A	V3	R10	A+B	> 0,42	00151A		00224A	00284	00161	00201	00181	00191
	Lap/Ret		00133A													00186
Musk	Nat/Ret	03707	00129A	00139A	V3	R10	A+B	> 0,42	00152A	00225A			00162	00202	00182	00192
	Lap/Ret		00134A										00285			00187
Black	Nat/Ret	03881	00130A	00141A	V3	R10	A+B	> 0,42	00153A		00224A		00163	00203	00183	00193
	Lap/Ret		00135A										00286			00188
	Antislip/Ret		00460A			R11	A+B+C									





# More

More è una moderna superficie di design; un equilibrato blend di pietre messo a punto dalla ricerca Piemme e declinato in numerosi formati e finiture; il tutto arricchito da superfici tridimensionali e decorazioni coordinate che rendono More un vero e proprio materiale d'architettura.

More is a modern design surface; it is a balanced blend of stones developed by Piemme research and available in numerous shapes and finishes; all this is enhanced by three-dimensional surfaces and decorations which make More a real architectural material.

More ist eine moderne Design-Oberfläche; ein ausgewogener Mix aus Steinen aus den Piemme-Forschungslabors. In zahlreichen Formaten und Oberflächenversionen erhältlich. Bereichert durch 3D-Oberflächen und passend abgestimmte Dekore, die More zu einem wahren Architektur-Material machen.

More est une surface au design moderne, un mélange subtilement dosé de pierres mis au point par la Recherche Piemme, décliné en de nombreux formats et finitions. Le tout est enrichi de surfaces tridimensionnelles et de décors coordonnés faisant de More un matériau d'architecture proprement dit.


## 5

Colori  
Colours  
Farben  
Couleurs


Bianco




Avorio




Tortora



Perla



Grigio



## 2

Formati  
Sizes  
Formate  
Formats

60×60  
24"×24"



30×60  
12"×24"



## 2

Superfici  
Surfaces  
Oberflächen  
Surfaces

Naturale

Velvet

## 3

Strutture 3D  
3D structures  
Strukturen  
Decorations and relief


Design



Muretto



Velvet



## i

Effetto Pietra  
Stone Look  
Natursteinoptik  
Effet Pierre

Rivestimento  
Wall Tiles  
Wandfliesen  
Revêtement

Pavimento  
Floor Tiles  
Bodenfliesen  
Sol

Gres fine porcellanato ad impasto colorato  
Coloured-body fine porcelain stoneware  
Feinsteinzeug aus farbiger Masse  
Grès cérame fin à pâte colorée

Tecnologia digitale  
Digital technology  
Digital Technologie  
Technologie numérique





Gres fine porcellanato ad impasto colorato / Tecnologia digitale  
Coloured-body fine porcelain stoneware / Digital technology

Feinsteinzeug aus farbiger Masse / Digital Technologie  
Grès cérame fin à pâte colorée / Technologie numérique

## Bianco



60x60  
**00601A** | More Bianco Nat/Ret



30x60  
**00612A** | More Bianco Nat/Ret



30x60  
**00654A** | More Velvet Bianco Ret



30x60  
**00648A** | More Design Bianco Ret



30x60  
**00719A** | More Muretto Bianco Ret




30x30  
**00659** | More Mosaico Bianco Nat/Ret



10x30  
**00665** | More Bianco Nat/Ret

## Avorio



60x60  
**00603A** | More Avorio Nat/Ret



30x60  
**00614A** | More Avorio Nat/Ret




30x60  
**00656A** | More Velvet Avorio Ret



30x60  
**00651A** | More Design Avorio Ret



30x60  
**00722A** | More Muretto Avorio Ret



30x30  
**00662** | More Mosaico Avorio Nat/Ret



10x30  
**00667** | More Avorio Nat/Ret





## Tortora



60x60  
**00604A** | More Tortora Nat/Ret



30x60  
**00615A** | More Tortora Nat/Ret



30x60  
**00657A** | More Velvet Tortora Ret



30x60  
**00652A** | More Design Tortora Ret



30x60  
**00723A** | More Muretto Tortora Ret



30x30  
**00663** | More Mosaico Tortora Nat/Ret




10x30  
**00668** | More Tortora Nat/Ret

## Perla



60x60  
**00602A** | More Perla Nat/Ret




30x60  
**00613A** | More Perla Nat/Ret




30x60  
**00655A** | More Velvet Perla Ret




30x60  
**00649A** | More Design Perla Ret



30x60  
**00721A** | More Muretto Perla Ret



30x30  
**00661** | More Mosaico Perla Nat/Ret



10x30  
**00666** | More Perla Nat/Ret




Grigio




60x60  
00605A | More Grigio Nat/Ret




30x60  
00616A | More Grigio Nat/Ret




30x60  
00658A | More Velvet Grigio Ret



30x60  
00653A | More Design Grigio Ret



30x60  
00724A | More Muretto Grigio Ret



30x30  
00664 | More Mosaico Grigio Nat/Ret



10x30  
00669 | More Grigio Nat/Ret



Imballi

Packing  
Verpackung  
Emballage

Formato / Size		± MM	Pezzi/Scatola Pieces/Box Stck/Karton Carreaux/Boîte	Mq/Scatola Sqmt/Box Qm/Karton M2/Boîte	Kg/Scatola Kgs/Box Kg/Karton Kg/Boîte	Scatole/Paletta Boxes/Pallet Karton/Pallet Boîte/Palette	Mq/Paletta Sqmt/Pallet Qm/Pallet M2 /Palette	Kg/Paletta Kgs/Pallet Kg/Pallet Kg/Palette	Formato Paletta Size Pallet Format Pallet Dim. Palette
60x60 Nat/Ret	P	9,5	4	1,44	29,00	32	46,08	928	120x80x75
30x60 Nat/Ret	P	9,5	7	1,26	25,30	40	50,4	1012	120x80x75
30x60 Design	P	9,5	7	1,26	25,30	32	40,32	809,6	120x80x75
30x60 Muretto	P	9,5	7	1,26	25,30	32	40,32	809,6	120x80x75
30x60 Velvet	P	9,5	7	1,26	25,30	40	50,4	1012	120x80x75
30x30 Mosaico (Su Rete)	P	9,5	5	0,45	8,5	60			
10x30	P	9,5	12	0,36	7,4	84			
Pezzi Speciali / Special Pieces									
8x60 Battiscopa	P	9,5	10	0,48	11	72			
30x60 Step	P	9,5	6	1,08	21,5	36			

Riepilogo Gamma

Collection  
Serie  
Gamme

Formati Sizes	60x60 24"x24"		30x60 12"x24"		UPEC			Strutture 3D 3D Structures			Pezzi Speciali Special Pieces			
	± 9,5	± 9,5	DIN 51130	DIN 51097	DCOF	Design 30x60 12"x24"	Muretto 30x60 12"x24"	Velvet 30x60 12"x24"	Mosaico 30x30 (Su Rete) 12"x12" (2"x2" Dot)	10x30 4"x12"	Battiscopa 8x60 3 1/4"x24"	Step 30x60 12"x24"		
Bianco	Nat/Ret	00601A	00612A	V3	R10	A	> 0,42	00648A	00719A		00659	00665	00682	00693
	Velvet/Ret		00654A		R11	A+B+C	> 0,42			00654A				
Avorio	Nat/Ret	00603A	00614A	V3	R10	A	> 0,42	00651A	00722A		00662	00667	00684	00695
	Velvet/Ret		00656A		R11	A+B+C	> 0,42			00656A				
Tortora	Nat/Ret	00604A	00615A	V3	R10	A	> 0,42	00652A	00723A		00663	00668	00685	00696
	Velvet/Ret		00657A		R11	A+B+C	> 0,42			00657A				
Perla	Nat/Ret	00602A	00613A	V3	R10	A	> 0,42	00649A	00721A		00661	00666	00683	00694
	Velvet/Ret		00655A		R11	A+B+C	> 0,42			00655A				
Grigio	Nat/Ret	00605A	00616A	V3	R10	A	> 0,42	00653A	00724A		00664	00669	00686	00697
	Velvet/Ret		00658A		R11	A+B+C	> 0,42			00658A				







## CEMENT EFFECT

Effetto Cemento / Beton Optik / Effet Béton



142 **Glitch** FLOOR AND MORE /

162 **Shades** FLOOR AND MORE /

174 **Urban** FLOOR AND MORE



# Glitch

Designed by Benoy

Glitch è una gamma di piastrelle in grès porcellanato sviluppata da Piemme in collaborazione con uno dei maggiori studi di design a livello internazionale: Benoy. Glitch si propone di valorizzare le caratteristiche disomogenee presenti nel calcestruzzo e tutte quelle piccole imperfezioni che caratterizzano questa superficie, come crepe, patine, graffi ed i segni lasciati nel tempo dagli agenti atmosferici.

Glitch is a range of porcelain stoneware tiles developed by Piemme in partnership with one of the biggest international design studios: Benoy. Glitch brings out and highlights the heterogeneous nature of concrete, and all those little imperfections characteristic of this surface, such as cracks, patinas, scratches and weathering.

Glitch ist eine Fliesenserie aus Feinsteinzeug, die Piemme in Kooperation mit dem namhaften Designbüro Benoy entwickelte. Glitch bringt die Betonoberfläche in ihrer Unvollkommenheit, samt all ihren kleinen Makeln wie Risse, Ablagerungen, Kratzer und Verwitterungserscheinungen.

Glitch est une collection de carreaux en grès cérame imaginée par Piemme en collaboration avec l'un des plus prestigieux bureaux de design sur la scène internationale: Benoy. Glitch veut mettre en valeur les hétérogénéités du béton, ainsi que toutes les petites imperfections distinctives de cette surface, comme les craquements, les patines, les rayures et les signes que les agents atmosphériques laissent au fil du temps.

## 8

Colori  
Colours  
Farben  
Couleurs

Salt



Sand



Gravel



Clay




Ash



Flint



Graphite



Carbon



## 5

Formati  
Sizes  
Formate  
Formats

120×120  
48"×48"



60×120  
24"×48"



80×80  
31½"×31½"



60×60  
24"×24"



30×60  
12"×24"



## 3

Superfici  
Surfaces  
Oberflächen  
Surfaces

Naturale


Antislip

Grip

## 1

Strutture 3D  
3D structures  
Strukturen  
Decorations and relief

Fault



## i

Effetto Cemento  
Cement Look  
Beton Optik  
Effet Béton

Rivestimento  
Wall Tiles  
Wandfliesen  
Revêtement

Pavimento  
Floor Tiles  
Bodenfliesen  
Sol

Gres fine porcellanato ad impasto colorato  
Coloured-body fine porcelain stoneware  
Feinsteinzeug aus farbiger Masse  
Grès cérame fin à pâte colorée


Tecnologia digitale  
Digital technology  
Digital technologie  
Technologie numérique

Ripresa grafica tra le diverse lastre rettificata contenuta entro le tolleranze previste dalla norma. Per un corretto allineamento si consiglia di utilizzare una fuga di 2 mm.  
Graphic representation between the rectified tiles is contained within the tolerances provided by the standard. For a correct alignment it is recommended to use a 2 mm joint.  
Grafische Darstellung zwischen den verschiedenen rektifizierten Platten innerhalb der in der Norm vorgesehenen Toleranzen. Für eine korrekte Anpassung wird eine Fuge von 2mm empfohlen.  
Reproduction graphique entre les différents carreaux rectifiés dans les limites des tolérances prévues par la norme. Pour un alignement correct, il est recommandé d'utiliser joints de 2 mm.





Salt



120x120  
**03292A** | Glitch Salt Nat/Ret



80x80  
**05288** | Glitch Salt Nat/Ret



60x60  
**03285A** | Glitch Salt Nat/Ret  
**03465A** | Glitch Salt Antislip/Ret



60x120  
**03267A** | Glitch Salt Nat/Ret



60x120  
**03298A** | Glitch Fault Salt Nat/Ret




30x60  
**03276A** | Glitch Salt Nat/Ret




60x120  
**03304A** | Glitch Mix Warm Nat/Ret





Sand



120x120  
**05363** | Glitch Sand Nat/Ret



60x60  
**03284A** | Glitch Sand Nat/Ret  
**03891B** | Glitch Sand Grip/Ret ± 20mm



30x60  
**03275A** | Glitch Sand Nat/Ret



60x120  
**03266A** | Glitch Sand Nat/Ret  
**05579** | Glitch Sand Grip/Ret ± 20mm



60x120  
**03297A** | Glitch Fault Sand Nat/Ret




60x120  
**03304A** | Glitch Mix Warm Nat/Ret





## Gravel



120x120  
**03291A** | Glitch Gravel Nat/Ret



80x80  
**05287** | Glitch Gravel Nat/Ret




60x60  
**03283A** | Glitch Gravel Nat/Ret  
**03464A** | Glitch Gravel Antislip/Ret  
**03889B** | Glitch Gravel Grip/Ret  $\pm$  20mm



60x120  
**03265A** | Glitch Gravel Nat/Ret  
**05580** | Glitch Gravel Grip/Ret  $\pm$  20mm



60x120  
**03296A** | Glitch Fault Gravel Nat/Ret



30x60  
**03274A** | Glitch Gravel Nat/Ret



60x120  
**03304A** | Glitch Mix Warm Nat/Ret





## Clay



60x120  
**03264A** | Glitch Clay Nat/Ret



60x60  
**03282A** | Glitch Clay Nat/Ret



30x60  
**03273A** | Glitch Clay Nat/Ret



60x120  
**03295A** | Glitch Fault Clay Nat/Ret




60x120  
**03304A** | Glitch Mix Warm Nat/Ret





## Ash



120x120

**03293A** | Glitch Ash Nat/Ret



80x80

**05289** | Glitch Ash Nat/Ret



60x60

**03286A** | Glitch Ash Nat/Ret  
**03466A** | Glitch Ash Antislip/Ret  
**03892B** | Glitch Ash Grip/Ret  $\geq$  20mm



60x120

**03268A** | Glitch Ash Nat/Ret  
**05581** | Glitch Ash Grip/Ret  $\geq$  20mm



60x120

**03299A** | Glitch Fault Ash Nat/Ret



30x60

**03277A** | Glitch Ash Nat/Ret



60x120

**03305A** | Glitch Mix Cold Nat/Ret





Flint




60x120  
03269A | Glitch Flint Nat/Ret



60x60  
03287A | Glitch Flint Nat/Ret



30x60  
03278A | Glitch Flint Nat/Ret

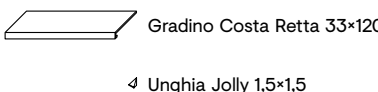
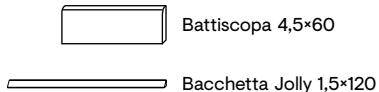


60x120  
03301A | Glitch Fault Flint Nat/Ret



60x120  
03305A | Glitch Mix Cold Nat/Ret


Pezzi speciali  
Special pieces







## Graphite



120x120  
**03294A** | Glitch Graphite Nat/Ret




80x80  
**05291** | Glitch Graphite Nat/Ret




60x60  
**03288A** | Glitch Graphite Nat/Ret  
**03467A** | Glitch Graphite Antislip/Ret



60x120  
**03271A** | Glitch Graphite Nat/Ret



60x120  
**03302A** | Glitch Fault Graphite Nat/Ret



30x60  
**03279A** | Glitch Graphite Nat/Ret



60x120  
**03305A** | Glitch Mix Cold Nat/Ret



## Carbon



60x120

**03272A** | Glitch Carbon Nat/Ret



60x60

**03289A** | Glitch Carbon Nat/Ret



30x60

**03281A** | Glitch Carbon Nat/Ret



60x120

**03303A** | Glitch Fault Carbon Nat/Ret



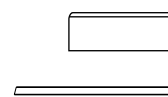
60x120

**03305A** | Glitch Mix Cold Nat/Ret


## Imballi

Packing  
Verpackung  
Emballage

Formati Sizes		± MM	Pezzi Scatola Pieces/Box Stck/Karton Carreaux/Boîte	Mq/Scatola Sqmt/Box Qm/Karton M2/Boîte	Kg/Scatola Kgs/Box Kg/Karton Kg/Boîte	Scatole/Paletta Boxes/Pallet Karton/Palette Boîte/Palette	Mq/Paletta Sqmt/Pallet Qm/Pallet M2/Palette	Kg/Paletta Kgs/Pallet Kg/Pallet Kg/Palette	Formato Paletta Size Pallet Format Pallet Dim. Palette
120x120 (48"x48") Nat/Ret	P	9,5	2	2,88	58,00	22	63,36	1276	135x122x68
80x80 (31½"x31½") Nat/Ret	P	9,5	2	1,28	27,50	50	64,00	1375	122x80x96
60x120 (24"x48") Nat/Ret	P	9,5	2	1,44	31,00	30	43,20	930	122x82x75
60x120 (24"x48") Grip/Ret	P	20	1	0,72	33,00	36	25,92	1188	122x96x75
60x60 (24"x24") Nat/Ret	P	9,5	4	1,44	29,00	32	46,08	928	120x80x75
60x60 (24"x24") Antislip/Ret	P	9,5	4	1,44	29,00	32	46,08	928	120x80x75
60x60 (24"x24") Grip/Ret	P	20	2	0,72	32,40	32	23,04	1036,8	120x80x75
30x60 (12"x24") Nat/Ret	P	9,5	7	1,26	25,30	40	50,40	1012	120x80x75
60x120 (24"x48") Fault Nat/Ret	P	9,5	2	1,44	31,00	30	43,20	930	122x82x75
60x120 (24"x48") Mix Nat/Ret	P	9,5	2	1,44	31,00	30	43,20	930	122x82x75
Pezzi Speciali / Special Pieces									
33x120 (13"x48") Gradino Costa Retta Nat/Ret	P	9,5	2	0,792	18,50	20	-	-	-
4,5x60 (1¾"x24") Battiscopa Nat/Ret	P	9,5	14	0,378	8,00	80	-	-	-
1,5x120 (¾"x48") Bacchetta Jolly Nat/Ret	P	9,5	6	0,108	2,50	48	-	-	-
1,5x1,5 (¾"x¾") Unghia Jolly Nat/Ret	P	9,5	6	0,001	0,50	48	-	-	-



Battiscopa 4,5x60



Gradino Costa Retta 33x120



Bacchetta Jolly 1,5x120

4 Unghia Jolly 1,5x1,5



## Riepilogo Gamma

Collection  
Serie  
Gamme

		Formati Sizes							UPEC					
		120x120 48"x48"	80x80 31½"x31½"	60x120 24"x48"	60x120 24"x48"	60x60 24"x24"	60x60 24"x24"	30x60 12"x24"	DIN 51130	DIN 51097	DCOF	BS EN 7976-2	AS 4586 2013	
		± 9,5	± 9,5	± 9,5	± 20	± 9,5	± 20	± 9,5						
Warm Tones	Nat/Ret	03292A	05288	03267A		03285A		03276A	V2	R10	A+B		wet, dry >36	P3
	Antislip/Ret					03465A				R11	A+B+C	> 0,42	wet, dry >36	P4
Salt	Nat/Ret	05363		03266A		03284A		03275A	V2	R10	A+B		wet, dry >36	P3
	Grip/Ret				05579		03891B			R11	A+B+C	> 0,42		
Sand	Nat/Ret	03291A	05287	03265A		03283A		03274A	V2	R10	A+B		wet, dry >36	P3
	Antislip/Ret					03464A				R11	A+B+C	> 0,42	wet, dry >36	P4
	Grip/Ret				05580		03889B			R11	A+B+C	> 0,42		
Gravel	Nat/Ret			03264A		03282A		03273A	V2	R10	A+B		wet, dry >36	P3
	Antislip/Ret									R11	A+B+C	> 0,42	wet, dry >36	P4
Clay	Nat/Ret								V2	R10	A+B		wet, dry >36	P3
	Antislip/Ret									R11	A+B+C	> 0,42	wet, dry >36	P4
	Grip/Ret				05581		03892B			R11	A+B+C	> 0,42		
Cold Tones	Nat/Ret	03293A	05289	03268A		03286A		03277A	V2	R10	A+B		wet, dry >36	P3
	Antislip/Ret					03466A				R11	A+B+C	> 0,42	wet, dry >36	P4
Ash	Nat/Ret				05581		03892B		V2	R10	A+B		wet, dry >36	P3
	Antislip/Ret									R11	A+B+C	> 0,42	wet, dry >36	P4
Flint	Nat/Ret			03269A		03287A		03278A	V2	R10	A+B		wet, dry >36	P3
	Antislip/Ret									R11	A+B+C	> 0,42	wet, dry >36	P4
Graphite	Nat/Ret	03294A	05291	03271A		03288A		03279A	V2	R10	A+B		wet, dry >36	P3
	Antislip/Ret					03467A				R11	A+B+C	> 0,42	wet, dry >36	P4
Carbon	Nat/Ret			03272A		03289A		03281A	V2	R10	A+B		wet, dry >36	P3
	Antislip/Ret									R11	A+B+C	> 0,42	wet, dry >36	P4

## Riepilogo Gamma

Collection  
Serie  
Gamme

		Formati Sizes		Pezzi Speciali Special Pieces			
		Fault 60x120 24"x48"	Mix 60x120 24"x48"	Gradino Costa Retta 33x120 13"x48"	Battiscopa 4,5x60 1½"x24"	Bacchetta Jolly 1,5x120 ½"x48"	Unghia Jolly 1,5x1,5 ½"x½"
		± 9,5	± 9,5	± 9,5	± 9,5	± 9,5	± 9,5
Warm Tones	Nat/Ret	03298A	03304A	03321A	03313	03329A	03338
	Antislip/Ret						
Salt	Nat/Ret	03297A	03304A	03320A	03312	03328A	03337
	Antislip/Ret						
Sand	Nat/Ret	03296A	03304A	03731A	03311	03327A	03336
	Antislip/Ret						
Gravel	Nat/Ret	03295A	03304A	03318A	03310	03326A	03335
	Antislip/Ret						
Clay	Nat/Ret	03299A	03305A	03732A	03314	03331A	03339
	Antislip/Ret						
Ash	Nat/Ret	03301A	03305A	03323A	03315	03332A	03341
	Antislip/Ret						
Flint	Nat/Ret	03302A	03305A	03324A	03316	03333A	03342
	Antislip/Ret						
Graphite	Nat/Ret	03303A	03305A	03325A	03317	03334A	03343
	Antislip/Ret						



# Shades

Designed by Gordon Guillaumier

Quando l'esattezza della tecnologia incontra l'imprecisione spontanea del decoro fatto a mano: la serialità e la molteplicità della produzione replicano incessantemente ogni istante in cui il segno è rimasto sospeso e delicato, quasi tremante e fanciullesco.

When the accuracy of technology meets the spontaneous imperfections of handmade decorations, that surprising décor effects come to light the multiplicity of the production incessantly replicate every instant in which the stroke is applied, suspended and delicate, almost trembling and childlike.

Die Präzision der Technologie trifft auf die spontane Unbestimmtheit des handgemalten Dekors: Serialität und Vielzahl der Produktion replizieren unaufhörlich jenen Augenblick, in dem das Zeichen in der Schwebe bleibt. Unschärf, beinahe bebend und kindlich.

Lorsque la précision de la technologie rencontre l'imprécision spontanée de la décoration faite à la main: le caractère en série de la production et sa multiplicité reproduisent sans cesse chaque instant où le signe reste en suspens, délicat, presque tremblant et enfantin.

## 5

Colori  
Colours  
Farben  
Couleurs


Noon




Dawn




Dusk



Evening



Night



## 5

Formati  
Sizes  
Formate  
Formats

60×120  
24"×48"



80×80  
31½"×31½"



60×60  
24"×24"



30×60  
12"×24"



17,5×20,5  
6⅞"×8⅛"



## 1

Superfici  
Surfaces  
Oberflächen  
Surfaces

Naturale

## i

Effetto Cemento  
Cement Look  
Béton Optik  
Effet Béton

Rivestimento  
Wall Tiles  
Wandfliesen  
Revêtement

Pavimento  
Floor Tiles  
Bodenfliesen  
Sol

Gres fine porcellanato  
Fine porcelain stoneware  
Feinsteinzeug  
Grès cérame fin

Tecnologia digitale  
Digital technology  
Digital Technologie  
Technologie numérique

Ripresa grafica tra le diverse lastre rettificata contenuta entro le tolleranze previste dalla norma. Per un corretto allineamento si consiglia di utilizzare una fuga di 2 mm.  
Graphic representation between the rectified tiles is contained within the tolerances provided by the standard. For a correct alignment it is recommended to use a 2 mm joint.  
Grafische Darstellung zwischen den verschiedenen rektifizierten Platten innerhalb der in der Norm vorgesehenen Toleranzen. Für eine korrekte Anpassung wird eine Fuge von 2mm empfohlen.  
Reproduction graphique entre les différents carreaux rectifiés dans les limites des tolérances prévues par la norme. Pour un alignement correct, il est recommandé d'utiliser joints de 2 mm.





## Noon



60x120  
**02289A** | Shades Noon Nat/Ret



80x80  
**03862** | Shades Noon Nat/Ret



60x60  
**02273A** | Shades Noon Nat/Ret



60x60  
**02278A** | Shades Wash Noon Nat/Ret



30x60  
**02251A** | Shades Noon Nat/Ret



30x60  
**02256A** | Shades Wash Noon Nat/Ret



17,5x20,5  
**02464** | Shades Noon Nat



17,5x20,5  
**02459** | Shades Blot Noon Nat





Gres fine porcellanato / Tecnologia digitale  
Fine porcelain stoneware / Digital technology

Feinsteinzeug / Digital Technologie  
Grès cérame fin / Technologie numérique

## Dawn



60x120  
**02291A** | Shades Dawn Nat/Ret




80x80  
**03863** | Shades Dawn Nat/Ret



60x60  
**02274A** | Shades Dawn Nat/Ret



60x60  
**02279A** | Shades Wash Dawn Nat/Ret



30x60  
**02252A** | Shades Dawn Nat/Ret



30x60  
**02257A** | Shades Wash Dawn Nat/Ret



17,5x20,5  
**02465** | Shades Dawn Nat



17,5x20,5  
**02460** | Shades Blot Dawn Nat





Gres fine porcellanato / Tecnologia digitale  
Fine porcelain stoneware / Digital technology

Feinsteinzeug / Digital Technologie  
Grès cérame fin / Technologie numérique

## Dusk



60x120  
**02292A** | Shades Dusk Nat/Ret



80x80  
**03864** | Shades Dusk Nat/Ret




60x60  
**02275A** | Shades Dusk Nat/Ret



60x60  
**02281A** | Shades Wash Dusk Nat/Ret



30x60  
**02253A** | Shades Dusk Nat/Ret



30x60  
**02258A** | Shades Wash Dusk Nat/Ret



17,5x20,5  
**02466** | Shades Dusk Nat



17,5x20,5  
**02461** | Shades Blot Dusk Nat






## Evening



60x120  
**02293A** | Shades Evening Nat/Ret




80x80  
**03865** | Shades Evening Nat/Ret



60x60  
**02276A** | Shades Evening Nat/Ret



60x60  
**02282A** | Shades Wash Evening Nat/Ret



30x60  
**02254A** | Shades Evening Nat/Ret



30x60  
**02259A** | Shades Wash Evening Nat/Ret



17,5x20,5  
**02467** | Shades Evening Nat



17,5x20,5  
**02462** | Shades Blot Evening Nat



## Night



60x120

**02294A** | Shades Night Nat/Ret



80x80

**03866** | Shades Night Nat/Ret



60x60

**02277A** | Shades Night Nat/Ret



60x60

**02283A** | Shades Wash Night Nat/Ret



30x60

**02255A** | Shades Night Nat/Ret



30x60

**02261A** | Shades Wash Night Nat/Ret



17,5x20,5

**02468** | Shades Night Nat



17,5x20,5

**02463** | Shades Blot Night Nat

## Imballi

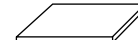

Packing  
Verpackung  
Emballage

Formati Sizes		± MM	Pezzi Scatola Pieces/Box Stck/Karton Carreaux/Boîte	Mq/Scatola Sqmt/Box Qm/Karton M2/Boîte	Kg/Scatola Kgs/Box Kg/Karton Kg/Boîte	Scatole/Paletta Boxes/Pallet Karton/Palette Boîte/Palette	Mq/Paletta Sqmt/Pallet Qm/Pallet M2/Palette	Kg/Paletta Kgs/Pallet Kg/Pallet Kg/Palette	Formato Paletta Size Pallet Format Pallet Dim. Palette
60x120 (24"x48") Nat/Ret	P	9,5	2	1,44	31	30	43,20	930	122x82x75
80x80 (31½"x31½") Nat/Ret	P	9,5	2	1,280	27,50	50	64,00	1375	122x80x96
60x60 (24"x24") Nat/Ret	P	9,5	4	1,44	29	32	46,08	928	120x80x75
30x60 (12"x24") Nat/Ret	P	9,5	7	1,26	25,30	40	50,40	1012	120x80x75
17,5x20,5 (6¾"x8¼") Nat	P	8,5	37	1,000	18,00	60	60,00	1080	120x80x75
Pezzi Speciali / Special Pieces									
30x120 (12"x48") Step Nat/Ret	P	9,5	3	1,080	24,00	20	-	-	-
6,5x120 (2½"x48") Battiscopa Nat/Ret	P	9,5	8	0,624	12,50	48	-	-	-
8x80 (3¼"x31½") Battiscopa Nat/Ret	P	9,5	7	0,448	11,00	65	-	-	-
4,5x60 (1¾"x24") Battiscopa Nat/Ret	P	9,5	14	0,378	8,00	80	-	-	-

## Riepilogo Gamma

Collection  
Serie  
Gamme

Formati Sizes									Pezzi Speciali Special Pieces							
	60x120 24"x48"	80x80 31½"x31½"	60x60 24"x24"	Wash 60x60 24"x24"	30x60 12"x24"	Wash 30x60 12"x24"	17,5x20,5 6¾"x8¼"	Blot 17,5x20,5 6¾"x8¼"	Battiscopa 6,5x120 2½"x48"	Battiscopa 8x80 3¼"x31½"	Battiscopa 4,5x60 1¾"x24"	Step 30x120 12"x48"				
	± 9,5	± 9,5	± 9,5	± 9,5	± 9,5	± 9,5	± 8,5	± 8,5	DIN 51130	DIN 51097	DCOF	± 9,5	± 9,5	± 9,5	± 9,5	
Noon	Nat						02464	02459	V2	R9	A	>0.42				
	Nat/Ret	02289A	03862	02273A	02278A	02251A	02256A							02412A	02417	02407
Dawn	Nat						02465	02460	V2	R9	A	>0.42				
	Nat/Ret	02291A	03863	02274A	02279A	02252A	02257A							02413A	02418	02408
Dusk	Nat						02466	02461	V2	R9	A	>0.42				
	Nat/Ret	02292A	03864	02275A	02281A	02253A	02258A							02414A	02419	02409
Evening	Nat						02467	02462	V2	R9	A	>0.42				
	Nat/Ret	02293A	03865	02276A	02282A	02254A	02259A							02415A	02421	02410
Night	Nat						02468	02463	V2	R9	A	>0.42				
	Nat/Ret	02294A	03866	02277A	02283A	02255A	02261A							02416A	02422	02411





# Urban

Una linea attuale dall'inconfondibile fascino metropolitano. Urban arreda con stile e originalità gli spazi del vivere contemporaneo.

A modern line with an unmistakable metropolitan appeal. Urban furnishes contemporary living areas with style and originality.

Eine aktuelle Linie mit dem besonderen Flair der Großstadt. Urban gestaltet die Lebensräume von heute originell und stilvoll.

Une ligne actuelle au charme métropolitain incomparable. Urban habille avec style et originalité les espaces de la vie contemporaine.


## 5

Colori  
Colours  
Farben  
Couleurs


Bianco




Sabbia




Terra



Grigio



Nero



## 2

Formati  
Sizes  
Formate  
Formats

60×60  
24"×24"



30×60  
12"×24"



## 2

Superfici  
Surfaces  
Oberflächen  
Surfaces

Naturale

Grip

## 1

Strutture 3D  
3D structures  
Strukturen  
Decorations and relief

Ciottoli



## i

Effetto Cemento  
Cement Look  
Beton Optik  
Effet Béton

Rivestimento  
Wall Tiles  
Wandfliesen  
Revêtement

Pavimento  
Floor Tiles  
Bodenfliesen  
Sol

Gres fine porcellanato ad impasto colorato  
Coloured-body fine porcelain stoneware  
Feinsteinzeug aus farbiger Masse  
Grès cérame fin à pâte colorée

Tecnologia digitale  
Digital technology  
Digital Technologie  
Technologie numérique





## Bianco



60x60  
**34220A** | Urban Bianco Nat/Ret



30x60  
**34320A** | Urban Bianco Nat/Ret



30x60  
**35610A** | Ciottoli Bi/Sa/Te Nat/Ret



30x30  
**00308** | Urban Mosaico Bianco Nat/Ret

## Sabbia




60x60  
**34230A** | Urban Sabbia Nat/Ret  
**01713A** | Urban Sabbia Grip/Ret  $\pm$  20mm



30x60  
**35480A** | Urban Sabbia Nat/Ret



30x60  
**35610A** | Ciottoli Bi/Sa/Te Nat/Ret



30x30  
**00309** | Urban Mosaico Sabbia Nat/Ret

## Terra



60x60  
**34240A** | Urban Terra Nat/Ret  
**01714A** | Urban Terra Grip/Ret  $\pm$  20mm



30x60  
**35490A** | Urban Terra Nat/Ret



30x60  
**35610A** | Ciottoli Bi/Sa/Te Nat/Ret




30x30  
**00311** | Urban Mosaico Terra Nat/Ret




Pezzi speciali  
Special pieces

 Battiscopa 8x60

 Elemento L 30x60  $\pm$  20

 Gradone 30x60  $\pm$  20

 Griglia Scolo 18x60  $\pm$  20





## Grigio



60x60

**34250A** | Urban Grigio Nat/Ret  
**01715A** | Urban Grigio Grip/Ret ± 20mm



30x60

**35590A** | Urban Grigio Nat/Ret



30x60

**36040A** | Ciottoli Ne/Gri/Te Nat/Ret



30x30

**00312** | Urban Mosaico Grigio Nat/Ret

## Nero



60x60

**34260A** | Urban Nero Nat/Ret



30x60

**35600A** | Urban Nero Nat/Ret



30x60

**36040A** | Ciottoli Ne/Gri/Te Nat/Ret



30x30

**00313** | Urban Mosaico Nero Nat/Ret





Packing  
Verpackung  
Emballage

Formati Sizes	P	± MM							
			Pezzi Scatola Pieces/Box Stck/Karton Carreaux/Boite	Mq/Scatola Sqmt/Box Qm/Karton M2/Boite	Kg/Scatola Kgs/Box Kg/Karton Kg/Boite	Scatole/Paletta Boxes/Pallet Karton/Palette Boite/Palette	Mq/Paletta Sqmt/Pallet Qm/Pallet M2/Palette	Kg/Paletta Kgs/Pallet Kg/Pallet Kg/Palette	Formato Paletta Size Pallet Format Pallet Dim. Palette
60×60 Nat/Ret	P	9,5	4	1,44	29	32	46,08	928	120×80×75
60×60 Grip/Ret	P	20	2	0,720	32,00	32	23,04	1024	120×80×75
30×60 Nat/Ret	P	9,5	7	1,26	25,30	40	50,40	1012	120×80×75
30×60 Ciottoli Nat/Ret	P	9,5	7	1,26	25,30	32	40,32	809,6	120×80×75
30×30 Mosaico (su rete)	P	9,5	5	0,45	8	60			
Pezzi Speciali / Special Pieces									
30×60 Gradone	P	20	2	0,36	17,00	36	-	-	-
30×60 Elemento L	P	20	2	0,36	17,00	30	-	-	-
18×60 Griglia scolo	P	20	1	0,108	5,00	48	-	-	-
8×60 Battiscopa Nat/Ret	P	9,5	10	0,48	11,00	72	-	-	-

Collection  
Serie  
Gamme

Formati Sizes	P	± MM	60×60 24"×24"	60×60 24"×24"	30×60 12"×24"	PEI	DIN 51130	DIN 51097	DCOF	Strutture 3D 3D Structures		Pezzi Speciali Special Pieces				
										Ciottoli 30×60 12"×24"	Mosaico 30×30 su rete 12"×12" (2"×2" Dot)	Battiscopa 8×60 3 1/4"×24"	Gradone 30×60 12×24"	Elemento L 30×60 12"×24"	Griglia Scolo 18×60 7 1/4"×24"	
Bianco	Nat/Ret	34220A			34320A	V2	V			>0.42	± 9,5	± 9,5	00216			
Sabbia	Nat/Ret	34230A			35480A	V2	V			>0.42		00309	00217			
	Grip/Ret			01713A				R11	A+B+C	>0.42				00562	00559	03229
Terra	Nat/Ret	34240A			35490A	V2	V			>0.42		00311	00218			
	Grip/Ret			01714A				R11	A+B+C	>0.42				00563	00560	03230
Grigio	Nat/Ret	34250A			35590A	V2	V			>0.42		00312	00219			
	Grip/Ret			01715A				R11	A+B+C	>0.42				00564	00561	03231
Nero	Nat/Ret	34260A			35600A	V2	IV			>0.42		00313	00220			
Ciottoli Bi-Sa-Te	Nat/Ret										35610A		Pezzi Speciali su Richiesta - Special pieces upon request Formstücke auf Anfrage - Pièces spéciales sur demande			
Ciottoli Ne-Gri-Te	Nat/Ret										36040A		Gradone Angolare Sx/Dx 20 mm Grip/Ret 30×60 - 12"×24" ± 20			
													Griglia Scolo Angolare Sx/Dx 20 mm Grip/Ret 18×60 - 7 1/4"×24" ± 20			





## MARBLE EFFECT

Effetto Marmo / Marmoroptik / Effet Marbre



184 **Majestic Onyx** PREMIUM /

198 **Majestic Pure Selection** PREMIUM /

210 **Majestic** PREMIUM /

230 **Opulence** PREMIUM /

236 **Elegance** FLOOR AND MORE



# Majestic Onyx

Pregiato e delicato al tempo stesso, traslucido e cromaticamente perfetto grazie alle sue sfumature. Grandi qualità dell'onice reinterpretate e perfezionate per rendere la Majestic Onyx una serie molto versatile, ideale per ambienti eleganti e contemporanei.

Both precious and delicate with its translucent and chromatically perfected nuances, Majestic Onyx is a very versatile series, ideal for elegant and contemporary environments.

Kostbar und zart zugleich, durchscheinend und chromatisch perfekt dank seiner Nuancen. Die großartigen Eigenschaften von Onyx wurden neu interpretiert und perfektioniert, um Majestic Onyx zu einer sehr vielseitigen Serie zu machen, ideal für elegante und moderne Umgebungen, in denen Farbe vorherrscht.

Précieux et délicat au même temps, translucide et chromatiquement parfait grâce à ses nuances. De grandes qualités de l'onix réinterprétées et perfectionnées pour faire de la Majestic Onyx une série très polyvalente, idéale pour les environnements élégants et contemporains où la couleur prévaut.

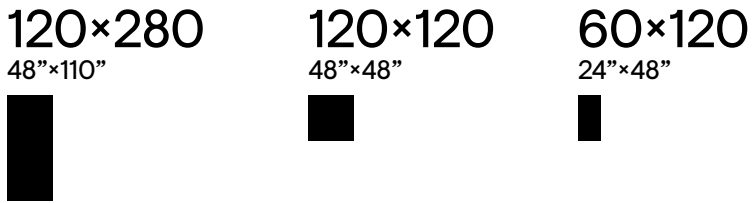
5

Colori  
Colours  
Farben  
Couleurs



3

Formati  
Sizes  
Formate  
Formats



1

Superfici  
Surfaces  
Oberflächen  
Surfaces

Levigato

i

- Effetto Marmo  
Marble Look  
Marmoroptik  
Effet Marbre
- Rivestimento  
Wall Tiles  
Wandfliesen  
Revêtement
- Pavimento  
Floor Tiles  
Bodenfliesen  
Sol
- Gres fine porcellanato  
Fine porcelain stoneware  
Feinsteinzeug  
Grès cérame fin
- Tecnologia digitale  
Digital technology  
Digital technologie  
Technologie numérique





## Pearl White



120x280  
05456 | Majestic Onyx Pearl White Lev/Ret



60x120  
05447 | Majestic Onyx Pearl White Lev/Ret



120x120  
05452 | Majestic Onyx Pearl White Lev/Ret





## Crystal Beige



120x280  
05458 | Majestic Onyx Crystal Beige Lev/Ret



60x120  
05449 | Majestic Onyx Crystal Beige Lev/Ret



120x120  
05454 | Majestic Onyx Crystal Beige Lev/Ret





## Smoky Grey



120x280  
05457 | Majestic Onyx Smoky Grey Lev/Ret



60x120  
05448 | Majestic Onyx Smoky Grey Lev/Ret



120x120  
05453 | Majestic Onyx Smoky Grey Lev/Ret





## Iron Grey



120x280  
05537 | Majestic Onyx Iron Grey Lev/Ret



60x120  
05535 | Majestic Onyx Iron Grey Lev/Ret



120x120  
05536 | Majestic Onyx Iron Grey Lev/Ret





## Pale Azure



120x280  
05459 | Majestic Onyx Pale Azure Lev/Ret



60x120  
05451 | Majestic Onyx Pale Azure Lev/Ret










120x120  
05455 | Majestic Onyx Pale Azure Lev/Ret













## Imballi

Packing  
Verpackung  
Emballage

Formati Sizes		± MM	 Pezzi Scatola Pieces/Box Stck/Karton Carreaux/Boite	 Mq/Scatola Sqmt/Box Qm/Karton M2/Boite	 Kg/Scatola Kgs/Box Kg/Karton Kg/Boite	 Scatole/Paletta Boxes/Pallet Karton/Palette Boite/Palette	 Mq/Paletta Sqmt/Pallet Qm/Pallet M2/Palette	 Kg/Paletta Kgs/Pallet Kg/Pallet Kg/Palette	 Formato Paletta Size Pallet Format Pallet Dim. Palette
120x280 (48"x110") Lev/Ret	P	6	1	3,36	46,50	20	67,20	930	143x294x35
120x120 (48"x48") Lev/Ret	P	8,5	2	2,88	56,00	24	69,12	1344	135x122x68
60x120 (24"x48") Lev/Ret	P	8,5	2	1,44	29,00	36	51,84	1044	122x82x75
Pezzi Speciali / Special Pieces									
33x120 (13"x48") Gradino Costa Retta Lev/Ret	P	8,5	2	0,792	16,00	20	-	-	-
4,5x120 (1 1/4"x48") Battiscopa Lev/Ret	P	8,5	6	0,324	6,10	48	-	-	-

## Riepilogo Gamma

Collection  
Serie  
Gamme

	Formati Sizes	Pezzi Speciali Special Pieces					
							
		120x280 48"x110"	120x120 48"x48"	60x120 24"x48"	Gradino Costa Retta 33x120 - 13"x48"	Battiscopa 4,5x120 - 1 1/4"x48"	
		± 6	± 8,5	± 8,5	± 8,5	± 8,5	
 Pearl White	Lev/Ret	05456	05452	05447	05465	05461	V1
 Crystal Beige	Lev/Ret	05458	05454	05449	05467	05463	V1
 Smoky Grey	Lev/Ret	05457	05453	05448	05466	05462	V1
 Iron Grey	Lev/Ret	05537	05536	05535	05539	05538	V1
 Pale Azure	Lev/Ret	05459	05455	05451	05468	05464	V1



# Majestic Pure Selection

Il fascino e l'eleganza del candore marmoreo italiano rivivono sulle superfici ceramiche di Majestic Pure Selection. La speciale selezione di pregiati marmi Majestic in cui tutta la purezza del bianco viene esaltata dalle quattro trame nobili delle venature italiane più belle e ricercate, come Calacatta, Statuario, Arabescato e Dolomiti.





The allure and elegance of Italian white marble is reproduced on the ceramic surfaces of Majestic Pure Selection. The special selection of fine Majestic marbles in which all the purity of white is enhanced by the four elegant patterns of the most beautiful and sought-after Italian veining, Calacatta, Statuario, Arabescato and Dolomiti.

Der Charme und die Eleganz des reinweißen italienischen Marmors erwecken sich auf den Keramikoberflächen von Majestic Pure Selection. Die Reinheit der Weißsteine wird durch edle Zeichnung der vier schönsten und begehrtesten italienischen Marmore wie Calacatta, Statuario, Arabescato und Dolomiti betont.

Le charme et l'élégance de la blancheur éblouissante du marbre italien reprennent vie sur les surfaces céramiques de Majestic Pure Selection. Dans cette sélection spéciale de marbres précieux Majestic, toute la pureté du blanc est exaltée par les quatre lacs de nobles veinages italiens parmi les plus beaux et les plus recherchés : Calacatta, Statuario, Arabescato et Dolomiti.

4

Colori  
Colours  
Farben  
Couleurs



5

Formati  
Sizes  
Formate  
Formats


120×280  
48"×110"



120×120  
48"×48"



60×120  
24"×48"



80×80  
31½"×31½"



60×60  
24"×24"



2

Superfici  
Surfaces  
Oberflächen  
Surfaces

Naturale Levigato

i

Effetto Marmo  
Marble Look  
Marmoroptik  
Effet Marbre

Rivestimento  
Wall Tiles  
Wandfliesen  
Revêtement

Pavimento  
Floor Tiles  
Bodenfliesen  
Sol

Gres fine porcellanato  
Fine porcelain stoneware  
Feinsteinzeug  
Grès cérame fin

Tecnologia digitale  
Digital technology  
Digital technologie  
Technologie numérique

Ripresa grafica tra le diverse lastre rettificata contenuta entro le tolleranze previste dalla norma. Per un corretto allineamento si consiglia di utilizzare una fuga di 2 mm.  
Graphic representation between the rectified tiles is contained within the tolerances provided by the standard. For a correct alignment it is recommended to use a 2 mm joint.  
Grafische Darstellung zwischen den verschiedenen rektifizierten Platten innerhalb der in der Norm vorgesehenen Toleranzen. Für eine korrekte Anpassung wird eine Fuge von 2mm empfohlen.  
Reproduction graphique entre les différents carreaux rectifiés dans les limites des tolérances prévues par la norme. Pour un alignement correct, il est recommandé d'utiliser joints de 2 mm.





Gres fine porcellanato / Tecnologia digitale  
 Fine porcelain stoneware / Digital technology

Feinsteinzeug / Digital Technologie  
 Grès cérame fin / Technologie numérique

Marble Effect  
 PREMIUM

## Superb Statuario



120x280  
**05473** | Superb Statuario Lev/Ret



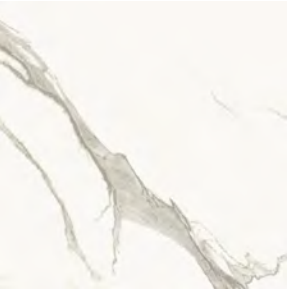
30x30  
**03926** | Mosaico Superb Statuario Nat/Ret  
**03931** | Mosaico Superb Statuario Lev/Ret



120x120  
**03921A** | Superb Statuario Lev/Ret



60x120  
**03901A** | Superb Statuario Nat/Ret  
**03905A** | Superb Statuario Lev/Ret



60x60  
**03912A** | Superb Statuario Nat/Ret  
**03916A** | Superb Statuario Lev/Ret

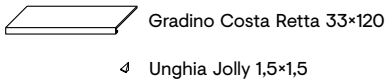
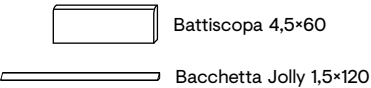


60x120  
**03909A** | Foliage Nat/Ret  
 (mix 6 graphics)



60x120  
**03908A** | Grove Lev/Ret  
 (mix 6 graphics)

Pezzi speciali  
 Special pieces







## Glorious Arabescato



120x120  
**03922A** | Glorious Arabescato Lev/Ret




60x120  
**03908A** | Grove Lev/Ret  
 (mix 6 graphics)



60x120  
**03909A** | Foliage Nat/Ret  
 (mix 6 graphics)



60x120  
**03902A** | Glorious Arabescato Nat/Ret  
**03906A** | Glorious Arabescato Lev/Ret



30x30  
**03927** | Mosaico Glorious Arabescato Nat/Ret  
**03932** | Mosaico Glorious Arabescato Lev/Ret



60x60  
**03913A** | Glorious Arabescato Nat/Ret  
**03917A** | Glorious Arabescato Lev/Ret





## Sublime Dolomiti



120x120  
**03923A** | Sublime Dolomiti Lev/Ret



60x120  
**03908A** | Grove Lev/Ret  
(mix 6 graphics)



60x120  
**03909A** | Foliage Nat/Ret  
(mix 6 graphics)



60x120  
**03903A** | Sublime Dolomiti Nat/Ret  
**03907A** | Sublime Dolomiti Lev/Ret



30x30  
**03928** | Mosaico Sublime Dolomiti Nat/Ret  
**03933** | Mosaico Sublime Dolomiti Lev/Ret



60x60  
**03914A** | Sublime Dolomiti Nat/Ret  
**03918A** | Sublime Dolomiti Lev/Ret





## Magnificent Calacatta



120x280  
**05472** | Magnificent Calacatta Lev/Ret



120x120  
**03919A** | Magnificent Calacatta Lev/Ret



60x120  
**03909A** | Foliage Nat/Ret  
(mix 6 graphics)



80x80  
**04085** | Magnificent Calacatta Lev/Ret



60x120  
**03908A** | Grove Lev/Ret  
(mix 6 graphics)



60x120  
**03899A** | Magnificent Calacatta Nat/Ret  
**03904A** | Magnificent Calacatta Lev/Ret



60x60  
**03911A** | Magnificent Calacatta Nat/Ret  
**03915A** | Magnificent Calacatta Lev/Ret










30x30  
**03925** | Mosaico Magnificent Calacatta Nat/Ret  
**03929** | Mosaico Magnificent Calacatta Lev/Ret



## Imballi

Packing  
Verpackung  
Emballage

Formati Sizes	P	± MM							
			Pezzi Scatola Pieces/Box Stck/Karton Carreaux/Boite	Mq/Scatola Sqmt/Box Qm/Karton M2/Boite	Kg/Scatola Kgs/Box Kg/Karton Kg/Boite	Scatole/Paletta Boxes/Pallet Karton/Palette Boite/Palette	Mq/Paletta Sqmt/Pallet Qm/Pallet M2/Palette	Kg/Paletta Kgs/Pallet Kg/Pallet Kg/Palette	Formato Paletta Size Pallet Format Pallet Dim. Palette
120x280 (48"x110") Lev/Ret	P	6	1	3,36	46,50	20	67,20	930	143x294x35
120x120 (48"x48") Lev/Ret	P	9,5	2	2,88	58,00	22	63,36	1276	135x122x68
80x80 (32"x32") Lev/Ret	P	9,5	2	1,28	27,50	50	64,00	1375	122x80x96
60x120 (24"x48") Nat/Ret	P	9,5	2	1,44	31,00	30	43,20	930	122x82x75
60x120 (24"x48") Lev/Ret	P	9,5	2	1,44	32,00	30	43,20	960	122x82x75
60x60 (24"x24") Nat/Ret	P	9,5	4	1,44	29,00	32	46,08	928	120x80x75
60x60 (24"x24") Lev/Ret	P	9,5	4	1,44	30,00	32	46,08	960	120x80x75
60x120 (24"x48") Grove Lev/Ret	P		2	1,44	32,00	30	43,20	960	122x82x75
60x120 (24"x48") Foliage Nat/Ret	P		2	1,44	31,00	30	43,20	930	122x82x75
30x30 (12"x12") Mosaico Nat/Ret	P		5	0,45	8,00	60	-	-	-
30x30 (12"x12") Mosaico Lev/Ret	P		5	0,45	8,00	60	-	-	-
Pezzi Speciali / Special Pieces									
33x120 (13"x48") Gradino Costa Retta Nat/Ret - Lev/Ret	P		2	0,79	18,50	20	-	-	-
4,5x60 (1 3/4"x24") Battiscopa Nat/Ret - Lev/Ret	P		14	0,380	8,00	80	-	-	-
1,5x120 (3/4"x48") Bacchetta Lev/Ret	P		6	0,110	2,50	48	-	-	-
1,5x1,5 (3/4"x3/4") Unghia Jolly Lev/Ret	P		6	0,001	0,50	48	-	-	-

## Riepilogo Gamma

Collection  
Serie  
Gamme

Formati Sizes	P	± MM	Pezzi Scatola Pieces/Box Stck/Karton Carreaux/Boite	Mq/Scatola Sqmt/Box Qm/Karton M2/Boite	Kg/Scatola Kgs/Box Kg/Karton Kg/Boite	Scatole/Paletta Boxes/Pallet Karton/Palette Boite/Palette	Mq/Paletta Sqmt/Pallet Qm/Pallet M2/Palette	Kg/Paletta Kgs/Pallet Kg/Pallet Kg/Palette	Formato Paletta Size Pallet Format Pallet Dim. Palette	Din 51130	Din 51097	Dcof	Grove 60x120 24"x48"	Foliage 60x120 24"x48"	Mosaico 30x30 12"x12"	Pezzi Speciali Special Pieces				
																Gradino Costa Retta 33x120 13"x48"	Battiscopa 4,5x60 1 3/4"x24"	Bacchetta Jolly 1,5x120 3/4"x48"	Unghia Jolly 1,5x1,5 3/4"x3/4"	
Nat/Ret																				
Superb Statuario Lev/Ret		05473		03921A			03905A	03916A					03908A		03931		03944A	03935	03952A	03956
Nat/Ret							03902A	03913A		R9	A	>0.42		03909A	03927		03949A	03941		
Glorious Arabescato Lev/Ret				03922A			03906A	03917A					03908A		03932		03945A	03936	03953A	03957
Nat/Ret							03903A	03914A		R9	A	>0.42		03909A	03928		03950A	03942		
Sublime Dolomiti Lev/Ret				03923A			03907A	03918A					03908A		03933		03946A	03937	03954A	03958
Nat/Ret							03899A	03911A		R9	A	>0.42		03909A	03925		03947A	03938		
Magnificent Calacatta Lev/Ret		05472		03919A	04085		03904A	03915A					03908A		03929		03943A	03934	03951A	03955



# Majestic

La ricerca stilistica della collezione Majestic esce volutamente dagli schemi classici di utilizzo delle superfici effetto marmo, per vestire spazi residenziali e commerciali con uno stile eclettico e lussuoso.

The stylistic research of the Majestic collection deliberately goes beyond the classic patterns of use of marble-effect surfaces, to dress residential and commercial spaces with an eclectic and luxurious style.

Die stilistischen Recherchen der Kollektion Majestic gehen mit Absicht über die herkömmlichen Verwendungsmöglichkeiten der Oberflächen mit Marmoroptik hinaus, um Wohn- und Gewerbebereiche in eklektischem, luxuriösem Stil zu verkleiden.

La recherche stylistique de la collection Majestic sort volontairement des sentiers battus de l'utilisation du marbre en céramique, pour revêtir des surfaces résidentielles et commerciales avec un style éclectique et luxueux.

7

Colori  
Colours  
Farben  
Couleurs

Apuanian White



Queen's Tiara




Imperial Pearl




Precious Gem



Supreme Grey



Lime Black



Royal Nero



5

Formati  
Sizes  
Formate  
Formats

120×280  
48"×110"



120×120  
48"×48"



60×120  
24"×48"



80×80  
31½"×31½"



60×60  
24"×24"



2

Superfici  
Surfaces  
Oberflächen  
Surfaces

Naturale

Levigato

i

Effetto Marmo  
Marble Look  
Marmoroptik  
Effet Marbre

Rivestimento  
Wall Tiles  
Wandfliesen  
Revêtement

Pavimento  
Floor Tiles  
Bodenfliesen  
Sol

Gres fine porcellanato  
Fine porcelain stoneware  
Feinsteinzeug  
Grès cérame fin

Tecnologia digitale  
Digital technology  
Digital Technologie  
Technologie numérique

Ripresa grafica tra le diverse lastre rettificata contenuta entro le tolleranze previste dalla norma. Per un corretto allineamento si consiglia di utilizzare una fuga di 2 mm.  
Graphic representation between the rectified tiles is contained within the tolerances provided by the standard. For a correct alignment it is recommended to use a 2 mm joint.  
Grafische Darstellung zwischen den verschiedenen rektifizierten Platten innerhalb der in der Norm vorgesehenen Toleranzen. Für eine korrekte Anpassung wird eine Fuge von 2mm empfohlen.  
Reproduction graphique entre les différents carreaux rectifiés dans les limites des tolérances prévues par la norme. Pour un alignement correct, il est recommandé d'utiliser joints de 2 mm.






## Apuanian White




120x120  
**02587A** | Apuanian White Lev/Ret




60x120  
**\*02628A** | Majestic Abbey Road A Ret  
60x120  
**\*02629A** | Majestic Abbey Road B Ret



60x120  
**02582A** | Apuanian White Nat/Ret  
**02576A** | Apuanian White Lev/Ret




60x120  
**02599A** | Majestic Mix Art Lev/Ret  
(Mix 2 Different Decors)




60x60  
**02569A** | Apuanian White Nat/Ret  
**02563A** | Apuanian White Lev/Ret



34x36  
**02615** | Hexagon Apuanian White Lev



31x35  
**02622** | Majestic Net Apuanian White Lev



30x30  
**\*02632** | Mosaico Jungle Cold Lev



30x30  
**02645** | Cube Apuanian White Nat




28x32,5  
**02634** | Majestic Arrows Cold Lev

\* Decori realizzati con smalti e metalli preziosi. Vedere nota a pag. 366-367  
Decors made with glazes and precious metals. See note on pages 366-367  
Dekore aus Glasuren und Edelmetallen. Siehe Hinweis auf Seiten 366-367  
Décors réalisés avec des émaux et des métaux précieux. Voir note aux pages 366-367





## Queen's Tiara




120x120  
**05304** | Queen's Tiara Lev/Ret




60x120  
**\*02627A** | Majestic Jungle Cold Lev/Ret  
 (Mix 2 Different Decors)



60x120  
**02656A** | Queen's Tiara Nat/Ret  
**02651A** | Queen's Tiara Lev/Ret




60x120  
**02599A** | Majestic Mix Art Lev/Ret  
 (Mix 2 Different Decors)



60x60  
**02655A** | Queen's Tiara Nat/Ret  
**02652A** | Queen's Tiara Lev/Ret



34x36  
**02660** | Hexagon  
 Queen's Tiara Lev



31x35  
**02661** | Majestic Net  
 Queen's Tiara Lev

\* Decori realizzati con smalti e metalli preziosi. Vedere nota a pag. 366-367  
 Decors made with glazes and precious metals. See note on pages 366-367  
 Dekore aus Glasuren und Edelmetallen. Siehe Hinweis auf Seiten 366-367  
 Décors réalisés avec des émaux et des métaux précieux. Voir note aux pages 366-367





## Imperial Pearl




60x120  
**02584A** | Imperial Pearl Nat/Ret  
**02578A** | Imperial Pearl Lev/Ret



60x60  
**02572A** | Imperial Pearl Nat/Ret  
**02565A** | Imperial Pearl Lev/Ret




34x36  
**02617** | Hexagon  
Imperial Pearl Lev



31x35  
**02624** | Majestic Net  
Imperial Pearl Lev



28x32,5  
**02633** | Majestic Arrows  
Warm Lev



30x30  
**\*02631** | Mosaico  
Jungle Warm Lev



60x120  
**\*02626A** | Majestic Jungle Warm Lev/Ret  
(Mix 2 Different Decors)



60x120  
**02599A** | Majestic Mix Art Lev/Ret  
(Mix 2 Different Decors)

\*Decori realizzati con smalti e metalli preziosi. Vedere nota a pag. 366-367  
Decors made with glazes and precious metals. See note on pages 366-367  
Dekore aus Glasuren und Edelmetallen. Siehe Hinweis auf Seiten 366-367  
Décors réalisés avec des émaux et des métaux précieux. Voir note aux pages 366-367





## Precious Gem



60x120  
**02665A** | Precious Gem Nat/Ret  
**02662A** | Precious Gem Lev/Ret



60x120  
**\*02626A** | Majestic Jungle Warm Lev/Ret  
(Mix 2 Different Decors)



80x80  
**03687** | Precious Gem Lev/Ret




60x120  
**02599A** | Majestic Mix Art Lev/Ret  
(Mix 2 Different Decors)



60x60  
**02666A** | Precious Gem Nat/Ret  
**02663A** | Precious Gem Lev/Ret



34x36  
**02676** | Hexagon  
Precious Gem Lev



31x35  
**02677** | Majestic Net  
Precious Gem Lev

\*Decori realizzati con smalti e metalli preziosi. Vedere nota a pag. 366-367  
Decors made with glazes and precious metals. See note on pages 366-367  
Dekore aus Glasuren und Edelmetallen. Siehe Hinweis auf Seiten 366-367  
Décors réalisés avec des émaux et des métaux précieux. Voir note aux pages 366-367





## Supreme Grey



120×120  
**02588A** | Supreme Grey Lev/Ret



60×120  
**02585A** | Supreme Grey Nat/Ret  
**02579A** | Supreme Grey Lev/Ret



60×60  
**02573A** | Supreme Grey Nat/Ret  
**02566A** | Supreme Grey Lev/Ret



60×120  
**\*02626A** | Majestic Jungle Warm Lev/Ret  
(Mix 2 Different Decors)



60×120  
**02599A** | Majestic Mix Art Lev/Ret  
(Mix 2 Different Decors)




30×30  
**\*02631** | Mosaico  
Jungle Warm Lev



30×30  
**02647** | Cube  
Supreme Grey Nat



34×36  
**02618** | Hexagon  
Supreme Grey Lev



31×35  
**02625** | Majestic Net  
Supreme Grey Lev



28×32,5  
**02633** | Majestic Arrows  
Warm Lev

\*Decori realizzati con smalti e metalli preziosi. Vedere nota a pag. 366-367  
Decors made with glazes and precious metals. See note on pages 366-367  
Dekore aus Glasuren und Edelmetallen. Siehe Hinweis auf Seiten 366-367  
Décors réalisés avec des émaux et des métaux précieux. Voir note aux pages 366-367





## Lime Black



120x280  
05488 | Lime Black Lev/Ret



120x120  
05594 | Lime Black Lev/Ret




60x120  
05595 | Lime Black Lev/Ret





## Royal Nero




60x120  
**02580A** | Royal Nero Nat/Ret  
**02574A** | Royal Nero Lev/Ret



60x120  
**\*02628A** | Majestic Abbey  
Road A Ret


60x120  
**\*02629A** | Majestic Abbey  
Road B Ret




60x60  
**02567A** | Royal Nero Nat/Ret  
**02561A** | Royal Nero Lev/Ret




7,5x30  
**02643** | Brick Royal  
Nero Nat/Ret




34x36  
**02613** | Hexagon  
Royal Nero Lev



31x35  
**02619** | Majestic Net  
Royal Nero Lev



30x30  
**\*02632** | Mosaico  
Jungle Cold Lev



30x30  
**\*02631** | Mosaico  
Jungle Warm Lev

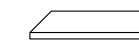



28x32,5  
**02634** | Majestic Arrows  
Cold Lev



30x30  
**02646** | Cube Royal Nero Nat








\*Decori realizzati con smalti e metalli preziosi. Vedere nota a pag. 366-367  
Decors made with glazes and precious metals. See note on pages 366-367  
Dekore aus Glasuren und Edelmetallen. Siehe Hinweis auf Seiten 366-367  
Décors réalisés avec des émaux et des métaux précieux. Voir note aux pages 366-367





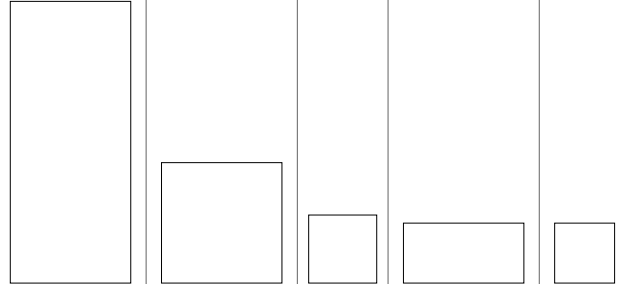










## Imballi

Packing  
Verpackung  
Emballage

Formati Sizes		± MM	 Pezzi Scatola Pieces/Box Stck/Karton Carreaux/Boîte	 Mq/Scatola Sqmt/Box Qm/Karton M2/Boîte	 Kg/Scatola Kgs/Box Kg/Karton Kg/Boîte	 Scatole/Paletta Boxes/Pallet Karton/Palette Boîte/Palette	 Mq/Paletta Sqmt/Pallet Qm/Pallet M2/Palette	 Kg/Paletta Kgs/Pallet Kg/Pallet Kg/Palette	 Formato Paletta Size Pallet Format Pallet Dim. Palette
120x280 (48"x110") Lev/Ret	P	6	1	3,36	46,50	20	67,20	930	143x294x35
120x120 (48"x48") Lev/Ret	P	9,5 8,5	2 2	2,88 2,88	58,00 56,00	22 24	63,36 69,12	1276 1344	135x122x68
80x80 (32"x32") Lev/Ret	P	9,5	2	1,28	27,50	50	64,00	1375	122x80x96
60x120 (24"x48") Nat/Ret	P	9,5	2	1,44	31,00	30	43,20	930	122x82x75
60x120 (24"x48") Lev/Ret	P	9,5 8,5	2 2	1,44 1,44	32,00 29,00	30 36	43,20 51,84	960 1044	122x82x75
60x60 (24"x24") Nat/Ret	P	9,5	4	1,44	29,00	32	46,08	928	120x80x75
60x60 (24"x24") Lev/Ret	P	9,5	4	1,44	30,00	32	46,08	960	120x80x75
60x120 (24"x48") Mix Art Lev/Ret	P		2	1,44	32,00	30	43,20	960	122x82x75
60x120 (24"x48") Abbey Road Nat/Ret	P		2	1,44	32,00	15	21,60	480	122x82x75
60x120 (24"x48") Jungle Lev/Ret	P		2	1,44	32,00	15	21,60	480	122x82x75
7,5x30 (3"x12") Brick Nat/Ret	P		22	0,50	10,50	96	-	-	-
34x36 (13¼"x14¼") Hexagon Lev/Ret	P		6	0,73	15,30	40	-	-	-
28x32,5 (11"x12¾") Arrows Lev/Ret	P		6	0,55	11,50	54	-	-	-
31x35 (11¼"x13¼") Net Lev/Ret	P		6	0,65	13,56	40	-	-	-
30x30 (12"x12") Cube Nat/Ret	P		5	0,45	8,00	54	-	-	-
30x30 (12"x12") Mosaico Jungle Lev/Ret	P		6	0,54	10,20	54	-	-	-
Pezzi Speciali / Special Pieces									
33x120 (13"x48") Gradino Costa Retta Nat/Ret - Lev/Ret	P		2	0,79	18,50	20	-	-	-
8x60 (3¼"x24") Battiscopa Nat/Ret - Lev/Ret	P		10	0,480	11,00	72	-	-	-
6,5x120 (1½"x48") Battiscopa Nat/Ret - Lev/Ret	P		8	0,620	14,00	48	-	-	-

## Riepilogo Gamma

Collection  
Serie  
Gamme

Formati Sizes						PEI	DIN 51130	DIN 51097	DCOF	 Mix Art 60x120 24"x48"	 Abbey Road A Abbey Road B 60x120 24"x48"	 Jungle 60x120 24"x48"
	120x280 48"x110"	120x120 48"x48"	80x80 32"x32"	60x120 24"x48"	60x60 24"x24"							
	± 6	± 9,5	± 9,5	± 9,5	± 9,5							
 Apuanian White	Nat/Ret			02582A	02569A	V4	V	R9	A	> 0,42		02628A 02629A
	Lev/Ret	02587A		02576A	02563A						02599A	02627A
 Queen's Tiara	Nat/Ret			02656A	02655A	V4	V	R9	A	> 0,42		
	Lev/Ret	05304		02651A	02652A						02599A	02627A
 Imperial Pearl	Nat/Ret			02584A	02572A	V4	V	R9	A	> 0,42		
	Lev/Ret			02578A	02565A						02599A	02626A
 Precious Gem	Nat/Ret			02665A	02666A	V4	V	R9	A	> 0,42		
	Lev/Ret		03687	02662A	02663A						02599A	02626A
 Supreme Grey	Nat/Ret			02585A	02573A	V4	V	R9	A	> 0,42		
	Lev/Ret	02588A		02579A	02566A						02599A	02626A
 Lime Black	Nat/Ret					V4	IV	R9	A	> 0,42		
	Lev/Ret	05488	05594 ± 8,5	05595 ± 8,5							02599A	02626A 02627A
 Royal Nero	Nat/Ret			02580A	02567A	V4	IV	R9	A	> 0,42		02628A 02629A
	Lev/Ret			02574A	02561A						02599A	02626A 02627A



Collection  
Serie  
Gamme

	Formati Sizes						
		Brick 7,5×30 3"×12"	Hexagon 34×36 13 <sup>3/8</sup> "×14 <sup>1/8</sup> "	Arrows 28×32,5 11"×12 <sup>3/4</sup> "	Net 31×35 12 <sup>1/4</sup> "×13 <sup>3/4</sup> "	Cube 30×30 12"×12"	Mos. Jungle 30×30 12"×12"
	Nat/Ret	02642				02645	
Apuanian White	Lev/Ret		02615	02634	02622		02632
	Nat/Ret						
Queen's Tiara	Lev/Ret		02660		02661		
	Nat/Ret						
Imperial Pearl	Lev/Ret		02617	02633	02624		02631
	Nat/Ret						
Precious Gem	Lev/Ret		02676		02677		
	Nat/Ret	02644				02647	
Supreme Grey	Lev/Ret		02618	02633	02625		02631
	Nat/Ret						
Lime Black	Lev/Ret						
	Nat/Ret	02643				02646	
Royal Nero	Lev/Ret		02613	02634	02619		02632 02631

Collection  
Serie  
Gamme

	Formati Sizes				
		Gradino Costa Retta 33×120 13"×48"	Battiscopa 8×60 3 <sup>1/8</sup> "×24"	Battiscopa 6,5×120 2 <sup>1/2</sup> "×48"	
	Nat/Ret	02760A	02712	02728A	V4
Apuanian White	Lev/Ret	02752A	02704	02720A	
	Nat/Ret	02764A	02716	02732A	V4
Queen's Tiara	Lev/Ret	03739A	02708	02724A	
	Nat/Ret	02762A	02714	02730A	V4
Imperial Pearl	Lev/Ret	02754A	02706	02722A	
	Nat/Ret	02765A	02717	02733A	V4
Precious Gem	Lev/Ret	03741A	02709	02725A	
	Nat/Ret	02763A	02715	02731A	V4
Supreme Grey	Lev/Ret	03738A	02707	02723A	
	Nat/Ret				V4
Lime Black	Lev/Ret	05635		05636	
	Nat/Ret	02758A	02710	02726A	V4
Royal Nero	Lev/Ret	02750A	02702	02718A	



# Opulence

Il team di ricerca Ceramiche Piemme, costantemente impegnato nell'innovazione di prodotto, ha realizzato un progetto esclusivo e ben articolato, declinandolo in cinque eleganti essenze, per donare agli ambienti tutta l'inconfondibile personalità dello stile Ceramiche Piemme.


The Ceramiche Piemme research team, constantly engaged in product innovation, has worked to create an exclusive and highly structured design featuring five elegant colours in order to characterise the environments with unmistakable personality of the Ceramiche Piemme style.

Entwicklungsteam von Ceramiche Piemme nun ein exquisites, ausgefeiltes Konzept vorgelegt, das fünf elegante Gesteine umfasst, herstellt im Einbrandverfahren, zur Seite gestellt werden. Damit bietet es alle Voraussetzungen für ausdrucksstarke Raumgestaltungen im Stil von Ceramiche Piemme.

Axée en permanence sur l'innovation de produit, l'équipe de recherche Ceramiche Piemme a examiné les tendances pour mettre au point un projet exclusif et complet. Elle l'a décliné en cinq colorations élégantes pour flanquer les espaces de toute l'extraordinaire personnalité du style Ceramiche Piemme.

5

Colori  
Colours  
Farben  
Couleurs



2

Formati  
Sizes  
Formate  
Formats

120×280  
48"×110"



60×120  
24"×48"



1

Superfici  
Surfaces  
Oberflächen  
Surfaces

Levigato

i

Effetto Marmo  
Marble Look  
Marmoroptik  
Effet Marbre

Rivestimento  
Wall Tiles  
Wandfliesen  
Revêtement

Pavimento  
Floor Tiles  
Bodenfliesen  
Sol

Gres fine porcellanato  
Fine porcelain stoneware  
Feinsteinzeug  
Grès cérame fin

Tecnologia digitale  
Digital technology  
Digital Technologie  
Technologie numérique

Ripresa grafica tra le diverse lastre rettificata contenuta entro le tolleranze previste dalla norma. Per un corretto allineamento si consiglia di utilizzare una fuga di 2 mm.  
Graphic representation between the rectified tiles is contained within the tolerances provided by the standard. For a correct alignment it is recommended to use a 2 mm joint.  
Grafische Darstellung zwischen den verschiedenen rektifizierten Platten innerhalb der in der Norm vorgesehenen Toleranzen. Für eine korrekte Anpassung wird eine Fuge von 2mm empfohlen.  
Reproduction graphique entre les différents carreaux rectifiés dans les limites des tolérances prévues par la norme. Pour un alignement correct, il est recommandé d'utiliser joints de 2 mm.





Gres fine porcellanato / Tecnologia digitale  
Fine porcelain stoneware / Digital technology

Feinsteinzeug / Digital Technologie  
Grès cérame fin / Technologie numérique

Marble Effect  
PREMIUM

## Bliss



60x120

**03346A** | Opulence Bliss Lev/Ret



60x120

**\*03591A** | Opulence Botanic Lev/Ret



30x30

**03443** | Opulence Balance Lev/Ret


## Delight



60x120


**03347A** | Opulence Delight Lev/Ret

## Pleasure



60x120

**03348A** | Opulence Pleasure Lev/Ret



30x30

**03443** | Opulence Balance Lev/Ret

## Caprice



60x120

**03351A** | Opulence Caprice Lev/Ret



25x50

**03445** | Opulence Illusion Lev/Ret

\* Decori realizzati con smalti e metalli preziosi. Vedere nota a pag. 366-367  
Decors made with glazes and precious metals. See note on pages 366-367  
Dekore aus Glasuren und Edelmetallen. Siehe Hinweis auf Seiten 366-367  
Décors réalisés avec des émaux et des métaux précieux. Voir note aux pages 366-367




## Eccentric



120x280

05476 | Eccentric Lev/Ret



60x120

03349A | Opulence Eccentric Lev/Ret



60x120

03591A | Opulence Botanic Lev/Ret

## Imballi

Packing  
Verpackung  
Emballage



Formati Sizes	MM	MM	Pezzi Scatola Pieces/Box Stck/Karton Carreaux/Boîte	Mq/Scatola Sqmt/Box Qm/Karton M2/Boîte	Kg/Scatola Kgs/Box Kg/Karton Kg/Boîte	Scatole/Paletta Boxes/Pallet Karton/Palette Boîte/Palette	Mq/Paletta Sqmt/Pallet Qm/Pallet M2/Palette	Kg/Paletta Kgs/Pallet Kg/Pallet Kg/Palette	Formato Paletta Size Pallet Format Pallet Dim. Palette
120x280 (48"x110") Lev/Ret	P	6	1	3,36	46,50	20	67,20	930	143x294x35
60x120 (24"x48") Lev/Ret	P	9,5	2	1,44	32,00	30	43,20	960	122x82x75
60x120 (24"x48") Botanic Lev/Ret	P		2	1,44	32,00	15	21,60	-	-
25x50 (10"x20") Illusion Lev/Ret	P		4	0,5	10,5	40	-	-	-
30x30 (12"x12") Balance	P		6	0,54	11,5	54	-	-	-
Pezzi Speciali / Special Pieces									
33x120 (13"x48") Gradino Costa Retta Lev/Ret	P		2	0,792	18,50	20	-	-	-
1,5x120 (1/2"x48") Bacchetta Jolly Lev/Ret	P		6	0,108	2,50	48	-	-	-
1,5x1,5 (1/2"x1/2") Unghia Jolly Lev/Ret	P		6	0,001	0,50	48	-	-	-

## Riepilogo Gamma

Collection  
Serie  
Gamme

	Formati Sizes	MM	MM				Pezzi Speciali Special Pieces			
	120x280 48"x110"	6	60x120 24"x48"	9,5	Botanic 60x120 24"x48"	Balance 30x30 12"x12"	Illusion 25x50 10"x20"	Gradino Costa Retta 33x120 13"x48"	Bacchetta Jolly 1,5x120 1/2"x48"	Unghia Jolly 1,5x1,5 1/2"x1/2"
Bliss	Lev/Ret		03346A	V4	03591A	03443		03381A	03386A	03392
Delight	Lev/Ret		03347A	V4	03591A			03382A	03387A	03393
Eccentric	Lev/Ret	05476	03349A	V4	03591A			03384A	03389A	03395
Pleasure	Lev/Ret		03348A	V4	03591A	03443		03383A	03388A	03394
Caprice	Lev/Ret		03351A	V4			03445	03385A	03391A	03396

\* Decorì realizzati con smalti e metalli preziosi. Vedere nota a pag. 366-367  
Decors made with glazes and precious metals. See note on pages 366-367  
Dekore aus Glasuren und Edelmetallen. Siehe Hinweis auf Seiten 366-367  
Décors réalisés avec des émaux et des métaux précieux. Voir note aux pages 366-367





# Elegance

Elegance è la soluzione ideale per arredare ogni ambiente con sobria raffinatezza. Grandi formati e texture che riproducono in ogni dettaglio i marmi più preziosi al mondo per una linea che ricopre di eleganza ogni superficie.

Elegance is the ideal solution for covering any interior with sober refinement. Large sizes and textures which reproduce in detail the most precious marbles in the world, for a line of materials capable of conveying elegance to any surface.

Elegance ist die ideale Lösung, um jedes Ambiente in schlichte Noblesse zu kleiden. Großformate und Texturen, die detailgetreu die wertvollsten Marmorsorten der Welt nachempfinden. Diese Fliesenlinie schenkt jeder Fläche bestechende Eleganz.

Elegance est la solution parfaite pour revêtir chaque pièce d'un raffinement sobre. De grands formats et des textures reproduisant fidèlement les marbres les plus précieux au monde, pour une ligne de carreaux habillant avec élégance chaque surface.



## 3

Colori  
Colours  
Farben  
Couleurs

Via Condotti

Piazza di Spagna

Via della Spiga



## 2

Formati  
Sizes  
Formate  
Formats

60×120  
24"×48"

80×80  
31½"×31½"



## 1

Superfici  
Surfaces  
Oberflächen  
Surfaces

Levigato

## i

Effetto Marmo  
Marble Look  
Marmoroptik  
Effet Marbre

Rivestimento  
Wall Tiles  
Wandfliesen  
Revêtement

Pavimento  
Floor Tiles  
Bodenfliesen  
Sol

Gres fine porcellanato  
Fine porcelain stoneware  
Feinsteinzeug  
Grès cérame fin

Tecnologia digitale  
Digital technology  
Digital Technologie  
Technologie numérique





Gres fine porcellanato / Tecnologia digitale  
Fine porcelain stoneware / Digital technology

Feinsteinzeug / Digital Technologie  
Grès cérame fin / Technologie numérique

## Via Condotti




80x80  
**03621** | Via Condotti Lev/Ret



60x120  
**03045A** | Via Condotti Lev/Ret



5x30  
**01541** | Bordo Via Condotti



30x30  
**01493** | Mosaico  
Via Condotti



30x30  
**01497** | Intreccio  
Condotti / Spiga

## Via della Spiga



80x80  
**03622** | Via della Spiga Lev/Ret



60x120  
**03047A** | Via Della Spiga Lev/Ret



5x30  
**01543** | Bordo Via della Spiga




30x30  
**01495** | Mosaico  
Via della Spiga



30x30  
**01497** | Intreccio  
Condotti/Spiga

Pezzi speciali  
Special pieces



Battiscopa 8x80  
Battiscopa 6,5x120



## Piazza di Spagna



80x80

03838 | Piazza di Spagna Lev/Ret




60x120

03046A | Piazza di Spagna Lev/Ret



5x30

01542 | Bordo Piazza di Spagna



30x30

01494 | Mosaico Piazza di Spagna



# Elegance

## Imballi


Packing  
Verpackung  
Emballage

Formati Sizes		± MM	Pezzi Scatola Pieces/Box Stck/Karton Carreaux/Boîte	Mq/Scatola Sqmt/Box Qm/Karton M2/Boîte	Kg/Scatola Kgs/Box Kg/Karton Kg/Boîte	Scatole/Paletta Boxes/Pallet Karton/Palette Boîte/Palette	Mq/Paletta Sqmt/Pallet Qm/Pallet M2/Palette	Kg/Paletta Kgs/Pallet Kg/Pallet Kg/Palette	Formato Paletta Size Pallet Format Pallet Dim. Palette
80x80 (31½"x31½") Lev/Ret	P	9,5	2	1,28	27,5	50	64,00	1375	122x80x96
60x120 (24"x48") Lev/Ret	P	9,5	2	1,44	32	30	43,20	960	122x82x75
30x30 (12"x12") Mosaico (su rete)	P		6	0,54	10,2	54			
30x30 (12"x12") Intreccio (su rete)	P		6	0,54	10,2	54			
5x30 (2"x12") Bordo	P		10	0,15	2,5	140			
Pezzi Speciali / Special Pieces									
8x80 (3¼"x31½") Battiscopa Lev/Ret	P		7	0,448	11	65	-	-	-
6,5x120 (2½"x48") Battiscopa Lev/Ret	P		8	0,624	14	48	-	-	-

## Riepilogo Gamma

Collection  
Serie  
Gamme

Formati Sizes				PEI					Pezzi Speciali Special Pieces	
		80x80 31½"x31½" ± 9,5	60x120 24"x48" ± 9,5			Mosaico 30x30 Su Rete 12"x12" (½"x½" Dot)	Intreccio 30x30 Su Rete 12"x12" (1¼"x1¼" Dot)	Battiscopa 8x80 3¼"x31½"	Battiscopa 6,5x120 2½"x48"	
	Lev/Ret	03621	03045A	V3	V	01493	01497	01541	01443	01438
	Lev/Ret	03838	03046A	V3	V	01494		01542	01444	01439
	Lev/Ret	03622	03047A	V3	V	01495	01497	01543	01445	01441







## WOOD EFFECT

Effetto Legno / Holzoptik / Effet Bois



244 **Solorovere** FLOOR AND MORE /

256 **Fleur De Bois** FLOOR AND MORE /

266 **Soul** FLOOR AND MORE /

272 **Cottage** FLOOR AND MORE



# Solorovere

Naturale, fiammato, grintoso o vintage?  
Solorovere, una collezione di doghe in gres porcellanato che esprime l'essenza del rovere in quattro diverse declinazioni.

Natural, flamed, bold or vintage?  
Solorovere, a collection of porcelain stoneware slabs that expresses the essence of oak in four variations.

Natürlich, geflammt, kräftig oder vintage?  
Solorovere, eine Kollektion von Feinsteinzeugleisten, die die Essenz der Eiche in vier verschiedenen Abweichungen zum Ausdruck bringt.

Naturel, Flammé, Moderne ou Vintage ?  
Solorovere, une collection de lames parquet en grès cérame qui exprime l'essence du chêne en quatre variantes différentes.

4


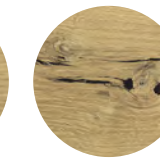

Colori  
Colours  
Farben  
Couleurs

Pure

Flamed

Loft

Vintage



3

Formati  
Sizes  
Formate  
Formats

30×120  
12"×48"

20×120  
8"×48"

10×53  
4"×20"

3

Superfici  
Surfaces  
Oberflächen  
Surfaces

Naturale

Antislip

Grip

i

Effetto Legno  
Wood Look  
Holzoptik  
Effet Bois

Rivestimento  
Wall Tiles  
Wandfliesen  
Revêtement

Pavimento  
Floor Tiles  
Bodenfliesen  
Sol

Gres fine porcellanato ad impasto colorato  
Coloured-body fine porcelain stoneware  
Feinsteinzeug aus farbiger Masse  
Grès cérame fin à pâte colorée

Tecnologia digitale  
Digital technology  
Digital Technologie  
Technologie numérique





Gres fine porcellanato ad impasto colorato / Tecnologia digitale  
Coloured-body fine porcelain stoneware / Digital technology

Feinsteinzeug aus farbiger Masse / Digital Technologie  
Grès cérame fin à pâte colorée / Technologie numérique

## Pure



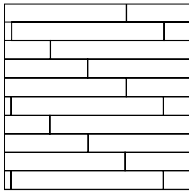
20x120  
05388 | Pure Nat/Ret



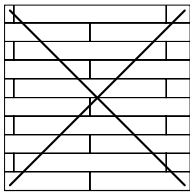
20x120  
05405 | Flamed Cannelé Nat/Ret



10x53  
05399 | Chevron Pure Nat/Ret




Posa Corretta  
Correct Laying



Posa Sconsigliata  
Wrong Laying No 50%

Per un risultato di posa ottimale si consiglia di prelevare i listoni da 5 scatole contemporaneamente.

For best installation results, we suggest taking the floorboard tiles from 5 boxes at the same time.



Battiscopa 4,5x120





### Flamed



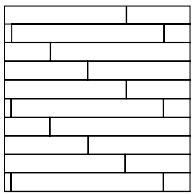
20x120  
05389 | Flamed Nat/Ret  
05393 | Flamed Antislip/Ret



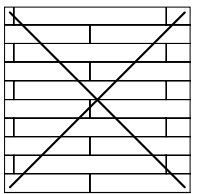
20x120  
05405 | Flamed Cannelé Nat/Ret



10x53 - 4"x20"  
05401 | Chevron Flamed Nat/Ret



Posa Corretta  
Correct Laying



Posa Sconsigliata  
Wrong Laying No 50%

Per un risultato di posa ottimale si consiglia di prelevare i listoni da 5 scatole contemporaneamente.

For best installation results, we suggest taking the floorboard tiles from 5 boxes at the same time.



Battiscopa 4,5x120





Loft



20x120  
05391 | Loft Nat/Ret  
05394 | Loft Antislip/Ret




30x120  
05596 | Loft Grip/Ret ± 20mm



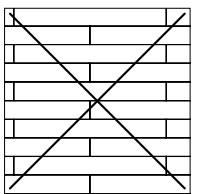
20x120  
05404 | Loft Cannelé Nat/Ret



10x53  
05402 | Chevron Loft Nat/Ret



Posa Corretta  
Correct Laying



Posa Sconsigliata  
Wrong Laying No 50%

Per un risultato di posa ottimale si consiglia di prelevare i listoni da 5 scatole contemporaneamente.

For best installation results, we suggest taking the floorboard tiles from 5 boxes at the same time.








Gres fine porcellanato ad impasto colorato / Tecnologia digitale  
Coloured-body fine porcelain stoneware / Digital technology

Feinsteinzeug aus farbiger Masse / Digital Technologie  
Grès cérame fin à pâte colorée / Technologie numérique

Vintage




20x120  
05392 | Vintage Nat/Ret



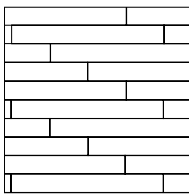
30x120  
05597 | Vintage Grip/Ret ± 20mm



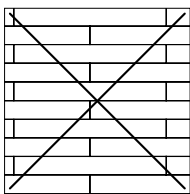
20x120  
05404 | Loft Cannelé Nat/Ret



10x53  
05403 | Chevron Vintage Nat/Ret



Posa Corretta  
Correct Laying



Posa Sconsigliata  
Wrong Laying No 50%

Per un risultato di posa ottimale si consiglia di prelevare i listoni da 5 scatole contemporaneamente.








For best installation results, we suggest taking the floorboard tiles from 5 boxes at the same time.








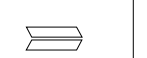




## Imballi

Packing  
Verpackung  
Emballage

Formati Sizes		± MM	 Pezzi Scatola Pieces/Box Stck/Karton Carreaux/Boîte	 Mq/Scatola Sqmt/Box Qm/Karton M2/Boîte	 Kg/Scatola Kgs/Box Kg/Karton Kg/Boîte	 Scatole/Paletta Boxes/Pallet Karton/Palette Boîte/Palette	 Mq/Paletta Sqmt/Pallet Qm/Pallet M2/Palette	 Kg/Paletta Kgs/Pallet Kg/Pallet Kg/Palette	 Formato Paletta Size Pallet Format Pallet Dim. Palette
30x120 (12"x48") Grip/Ret	P	20	2	0,72	33,05	36	25,92	1189,8	122x96x70
20x120 (8"x48") Nat/Ret - Antislip/Ret	P	8,5	5	1,200	23,00	48	57,6	1104	122x82x75
20x120 (8"x48") Canneté Nat/Ret	P	8,5	4	0,960	18,00	36	34,56	648	122x82x75
10x53 (4"x20") Nat/Ret	P	8,5	12	0,636	13,20	60	38,16	792	120x80x75
Pezzi Speciali / Special Pieces									
4,5x120 (1¾"x48") Battiscopa Nat/Ret	P	8,5	6	0,324	6,10	48	-	-	-

## Riepilogo Gamma

Collection  
Serie  
Gamme

Formati Sizes	   				Din 51130	Din 51097	Dcof	Stucchi Consigliati Recommended grouts Joints recommandés Empfohlene Fugen	Pezzi Speciali Special Pieces		
	30x120 - 12"x48"	20x120 - 8"x48"	20x120 - 8"x48" Canneté	10x53 - 4"x20"						± 20	± 8,5
 Pure	Nat/Ret		05388		05399	V2	R10	A+B	>0.42	Mapei 188	Battiscopa 4,5x120 - 1¾"x48" ± 8,5
 Flamed	Nat/Ret		05389	05405	05401	V2	R10	A+B	>0.42	Mapei 188	05396
	Antislip/Ret		05393				R11	A+B+C	>0.42		
 Loft	Nat/Ret		05391		05402	V2	R10	A+B	>0.42	Mapei 188	05397
	Antislip/Ret		05394	05404			R11	A+B+C	>0.42		
	Grip/Ret	05596					R11	A+B+C	>0.42		
 Vintage	Nat/Ret		05392		05403	V3	R10	A+B	>0.42	Mapei 188	05398
	Grip/Ret	05597					R11	A+B+C	>0.42		



# Fleur de Bois

Una collezione ispirata ad un mix essenze di noce americano e di noce nazionale sapientemente miscelate tra loro, alla ricerca dell'equilibrio per coglierne le migliori espressioni estetiche; quelle date dalle tipiche venature longitudinali con andamento regolare ed elegante.

A collection inspired by a mix of woods types – hickory and Italian walnut – skilfully blended in order to achieve a balance and highlight their best aesthetic expressions; those produced by typical longitudinal grains with a regular and elegant pattern.

Eine Kollektion, die sich an einem gelungenen Mix aus amerikanischem und europäischem Walnussbaum inspiriert, wobei die schönsten Ausdrucksformen zu einem ausgewogenen Ganzen komponiert wurden.

Cette collection s'inspire d'un mélange d'essences de noyer d'Amérique et de noyer d'Italie, savamment associées l'une à l'autre en un équilibre qui exalte leurs plus belles expressions esthétiques.

8

Colori  
Colours  
Farben  
Couleurs

Blanc

Gris

Naturel


Beige

Brun

Glacé

Miel

Chocolat



4

Formati  
Sizes  
Formate  
Formats

60×120  
24"×48"

20×120  
8"×48"

22,5×90  
9"×36"

15×90  
6"×36"



2

Superfici  
Surfaces  
Oberflächen  
Surfaces

Naturale

Antislip

i

Effetto Legno  
Wood Look  
Holzoptik  
Effet Bois

Rivestimento  
Wall Tiles  
Wandfliesen  
Revêtement

Pavimento  
Floor Tiles  
Bodenfliesen  
Sol

Gres fine porcellanato ad impasto colorato  
Coloured-body fine porcelain stoneware  
Feinsteinzeug aus farbiger Masse  
Grès cérame fin à pâte colorée

Tecnologia digitale  
Digital technology  
Digital Technologie  
Technologie numérique

Ripresa grafica tra le diverse lastre rettificate contenuta entro le tolleranze previste dalla norma. Per un corretto allineamento si consiglia di utilizzare una fuga di 2 mm.  
Graphic representation between the rectified tiles is contained within the tolerances provided by the standard. For a correct alignment it is recommended to use a 2 mm joint.  
Grafische Darstellung zwischen den verschiedenen rektifizierten Platten innerhalb der in der Norm vorgesehenen Toleranzen. Für eine korrekte Anpassung wird eine Fuge von 2mm empfohlen.  
Reproduction graphique entre les différents carreaux rectifiés dans les limites des tolérances prévues par la norme. Pour un alignement correct, il est recommandé d'utiliser joints de 2 mm.





## Blanc




20x120  
**03015B** | Fleur De Bois Blanc Nat/Ret  
**03458B** | Fleur De Bois Blanc Antislip/Ret



22,5x90  
**03699** | Fleur De Bois Blanc Nat/Ret



15x90  
**03698** | Fleur De Bois Blanc Nat/Ret



30x30  
**02046** | Fleur de Bois Blanc Linear Nat/Ret



20x20  
**02052** | Fleur de Bois Blanc Tarsia Nat/Ret



## Gris




20x120  
**03014B** | Fleur De Bois Gris Nat/Ret  
**03457B** | Fleur De Bois Gris Antislip/Ret



22,5x90  
**03815** | Fleur De Bois Gris Nat/Ret




15x90  
**03821** | Fleur De Bois Gris Nat/Ret



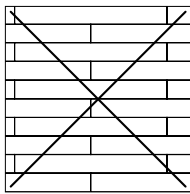
30x30  
**02045** | Fleur de Bois Gris Linear Nat/Ret



20x20  
**02051** | Fleur de Bois Gris Tarsia Nat/Ret



Posa Corretta  
Correct Laying



Posa Sconsigliata  
Wrong Laying No 50%

Per un risultato di posa ottimale si consiglia di prelevare i listoni da 5 scatole contemporaneamente.

For best installation results, we suggest taking the floorboard tiles from 5 boxes at the same time.



Step 20x120



Battiscopa 7x90  
Battiscopa 6,5x120





## Naturel




20x120  
**03013B** | Fleur De Bois Naturel Nat/Ret  
**03459B** | Fleur De Bois Naturel Antislip/Ret



22,5x90  
**03697** | Fleur De Bois Naturel Nat/Ret



15x90  
**03696** | Fleur De Bois Naturel Nat/Ret



30x30  
**02047** | Fleur de Bois Naturel Linear Nat/Ret



20x20  
**02053** | Fleur de Bois Naturel Tarsia Nat/Ret



## Beige




20x120  
**03016B** | Fleur De Bois Beige Nat/Ret  
**03461B** | Fleur De Bois Beige Antislip/Ret



22,5x90  
**03816** | Fleur De Bois Beige Nat/Ret




15x90  
**03822** | Fleur De Bois Beige Nat/Ret



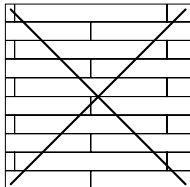
30x30  
**02048** | Fleur de Bois Beige Linear Nat/Ret



20x20  
**02054** | Fleur de Bois Beige Tarsia Nat/Ret



Posa Corretta  
Correct Laying



Posa Sconsigliata  
Wrong Laying No 50%

Per un risultato di posa ottimale si consiglia di prelevare i listoni da 5 scatole contemporaneamente.

For best installation results, we suggest taking the floorboard tiles from 5 boxes at the same time.



## Brun



20x120

**03017B** | Fleur De Bois Brun Nat/Ret  
**03462B** | Fleur De Bois Brun Antislip/Ret




22,5x90

**03817** | Fleur De Bois Brun Nat/Ret




15x90

**03823** | Fleur De Bois Brun Nat/Ret




30x30

**02049** | Fleur de Bois Brun Linear Nat/Ret

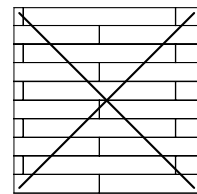


20x20

**02055** | Fleur de Bois Brun Tarsia Nat/Ret



Posa Corretta  
Correct Laying



Posa Sconsigliata  
Wrong Laying No 50%

Per un risultato di posa ottimale si consiglia di prelevare i listoni da 5 scatole contemporaneamente.

For best installation results, we suggest taking the floorboard tiles from 5 boxes at the same time.



## Chevron Glace



60x120

**03025A** | Chevron Glace Nat/Ret


## Chevron Miel



60x120

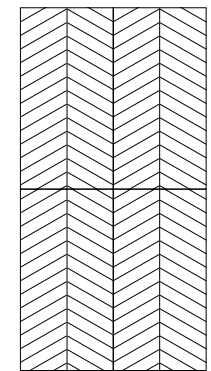
**03024A** | Chevron Miel Nat/Ret

## Chevron Chocolat

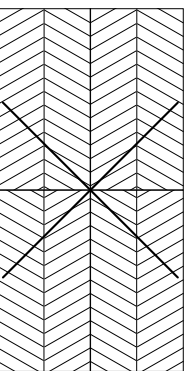


60x120

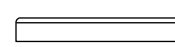

**03026A** | Chevron Chocolat Nat/Ret



Posa corretta  
Correct laying










Posa sconsigliata  
Wrong laying












## Imballi

Packing  
Verpackung  
Emballage

Formato / Size		± MM	 Pezzi Scatola Pieces/Box Stck/Karton Carreaux/Boîte	 Mq/Scatola Sqmt/Box Qm/Karton M2/Boîte	 Kg/Scatola Kgs/Box Kg/Karton Kg/Boîte	 Scatole/Paletta Boxes/Pallet Karton/Palette Boîte/Palette	 Mq/Paletta Sqmt/Pallet Qm/Pallet M2/Palette	 Kg/Paletta Kgs/Pallet Kg/Pallet Kg/Palette	 Formato Paletta Size Pallet Format Pallet Dim. Palette
20x120 (8"x48") Nat/Ret - Antislip/Ret	P	8,5	5	1,200	23,00	48	57,60	1104	122x82x75
22,5x90 (9"x36") Nat/Ret	P	9,5	6	1,215	26,00	54	65,61	1404	120x90x85
15x90 (6"x36") Nat/Ret	P	9,5	9	1,215	26,00	48	58,32	1248	120x90x76
60x120 (24"x48") Chevron Nat/Ret	P	9,5	2	1,44	31,00	30	43,20	930	122x82x75
30x30 (12"x12") Linear Nat/Ret	P	9,5	11	0,990	17,50	36	-	-	-
20x20 (8"x8") Tarsia Nat/Ret	P	9,5	6	0,240	5,00	105	-	-	-
Pezzi Speciali / Special Pieces									
20x120 (8"x48") Step Nat/Ret	P	8,5	4	0,960	22,70	36	-	-	-
6,5x120 (2½"x48") Battiscopa Nat/Ret	P	8,5	8	0,624	14,00	48	-	-	-
7x90 (2¼"x36") Battiscopa Nat/Ret	P	9,5	8	0,504	13,00	48	-	-	-

## Riepilogo Gamma

Collection  
Serie  
Gamme

Formato / Size	Pezzi Speciali / Special Pieces	Formati / Sizes				DIN 51130	DIN 51097	DCOF	Linear 30x30 12"x12"	Tarsia 20x20 8"x8"	Step 20x120 8"x48"	Battiscopa 7x90 2¼"x36"	Battiscopa 6,5x120 2½"x48"
		20x120 8"x48"	22,5x90 9"x36"	15x90 6"x36"	Chevron 60x120 24"x48"								
 Blanc	Nat/Ret	03015B	03699	03698		R9	A	>0.42	02046	02052	02076	02083	02088
	Antislip/Ret	03458B				R11	A+B+C	>0.42					
 Gris	Nat/Ret	03014B	03815	03821		R9	A	>0.42	02045	02051	02075	02082	02087
	Antislip/Ret	03457B				R11	A+B+C	>0.42					
 Naturel	Nat/Ret	03013B	03697	03696		R9	A	>0.42	02047	02053	02077	02084	02089
	Antislip/Ret	03459B				R11	A+B+C	>0.42					
 Beige	Nat/Ret	03016B	03816	03822		R9	A	>0.42	02048	02054	02078	02085	02091
	Antislip/Ret	03461B				R11	A+B+C	>0.42					
 Brun	Nat/Ret	03017B	03817	03823		R9	A	>0.42	02049	02055	02079	02086	02092
	Antislip/Ret	03462B				R11	A+B+C	>0.42					
 Glace	Nat/Ret				03025A	R9	A	>0.42					
 Miel	Nat/Ret				03024A	R9	A	>0.42					
 Chocolat	Nat/Ret				03026A	R9	A	>0.42					



# Soul

L'essenza regina di tutti i legni è il rovere di quercia, capace di esprimersi in una moltitudine di possibilità. La ricerca Piemme ne ha indagato l'anima nel profondo, liberandola in tre principali declinazioni: naturale, rustico, recuperato.

The queen of wood is oak and it can express itself in a multitude of ways. Piemme research delved into its soul and declined its multifaceted nature in three ways: natural, rustic and reclaimed.

Die edelste aller Holzarten ist das Eichenholz, das seine Ausstrahlungskraft auf vielfältige Art zum Ausdruck bringen kann. Die Piemme Forschung hat sich eingehend mit dem Wesen dieses Holzes befasst und dieses in drei Hauptvarianten optisch umgesetzt: natürlich, rustikal, und gealtert.

Le roi de tous les bois est le chêne rouvre, en mesure d'adopter une multitude d'expressions différentes. La recherche Piemme a fouillé au plus profond de son âme pour en tirer trois principales formes: naturelle, rustique, de récupération.

## 4

Colori  
Colours  
Farben  
Couleurs

Pure




Nordic



Knots



Reclaimed



## 1

Formati  
Sizes  
Formate  
Formats

20×120  
8"×48"



## 2

Superfici  
Surfaces  
Oberflächen  
Surfaces

Naturale Grip

## i

Effetto Legno  
Wood Look  
Holzoptik  
Effet Bois

Rivestimento  
Wall Tiles  
Wandfliesen  
Revêtement

Pavimento  
Floor Tiles  
Bodenfliesen  
Sol

Gres fine porcellanato ad impasto colorato  
Coloured-body fine porcelain stoneware  
Feinsteinzeug aus farbiger Masse  
Grès cérame fin à pâte colorée

Tecnologia digitale  
Digital technology  
Digital Technologie  
Technologie numérique






Gres fine porcellanato ad impasto colorato / Tecnologia digitale  
Coloured-body fine porcelain stoneware / Digital technology

Feinsteinzeug aus farbiger Masse / Digital Technologie  
Grès cérame fin à pâte colorée / Technologie numérique

## Pure



20x120  
**02947B** | Soul Pure Nat/Ret



20x15  
**02989** | Soul Kaleido Light Nat/Ret



19x22  
**02988** | Soul Mosaico Rolo Nat/Ret

## Nordic



20x120  
**02948B** | Soul Nordic Nat/Ret



19x22  
**02988** | Soul Mosaico Rolo Nat/Ret

## Knots




20x120  
**02951B** | Soul Knots Nat/Ret  
**03094B** | Soul Knots Grip/Ret



19x22  
**02988** | Soul Mosaico Rolo Nat/Ret

## Reclaimed



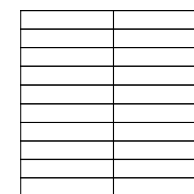
20x120  
**02953B** | Soul Reclaimed Nat/Ret  
**03095B** | Soul Reclaimed Grip/Ret



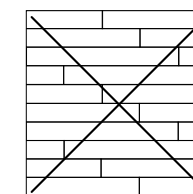
20x15  
**02990** | Soul Kaleido Dark Nat/Ret



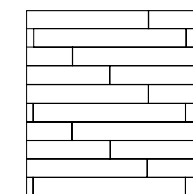
20x120  
**02986B** | Soul Shield Nat/Ret



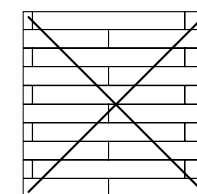
Posa Corretta (Shield)  
(Shield) correct laying



Posa Sfalsata non consentita (Shield)  
(Shield) wrong laying



Posa Corretta Fondi 20x119,5  
Correct Laying of Tiles 20x119,5



Posa Sconsigliata Fondi 20x119,5  
Wrong Laying No 50% Tiles 20x119,5

Per un risultato di posa ottimale si consiglia di prelevare i listoni da 5 scatole contemporaneamente.

For best installation results, we suggest taking the floorboard tiles from 5 boxes at the same time.

Pezzi speciali  
Special pieces



Battiscopa 4,5x120





## Imballi

Packing  
Verpackung  
Emballage

Formati Sizes		± MM	Pezzi Scatola Pieces/Box Stck/Karton Carreaux/Boîte	Mq/Scatola Sqmt/Box Qm/Karton M2/Boîte	Kg/Scatola Kgs/Box Kg/Karton Kg/Boîte	Scatole/Paletta Boxes/Pallet Karton/Palette Boîte/Palette	Mq/Paletta Sqmt/Pallet Qm/Pallet M2/Palette	Kg/Paletta Kgs/Pallet Kg/Pallet Kg/Palette	Formato Paletta Size Pallet Format Pallet Dim. Palette
20×120 (8"×48") Nat/Ret	P	8,5	5	1,200	23,00	48	57,60	1104	122x82x75
20×120 (8"×48") Grip/Ret	P	8,5	5	1,200	23,00	48	57,60	1104	122x82x75
20×120 (8"×48") Shield Nat/Ret	P	8,5	5	1,200	23,00	48	57,60	1104	122x82x75
20×15 (8"×6") Kaleido	P	8,5	25	0,750	15,50	36	-	-	-
19×22 (7½"×8¾") Mosaico Rolo	P	8,5	11	0,46	10,00	30	-	-	-
Pezzi Speciali / Special Pieces									
4,5×120 (1¾"×48") Battiscopa Nat/Ret	P	8,5	6	0,324	8,00	48	-	-	-

## Riepilogo Gamma

Collection  
Serie  
Gamme

Formati Sizes						Shield 20×120 8"×48"	Kaleido 20×15 8"×6"	Mosaico Rolo 19×22 7½"×8¾"	Pezzi Speciali Special Pieces 	
		20×120 8"×48"	DIN 51130	DIN 51097	DCOF					± 8,5
Pure	Nat/Ret	02947B	V3	R10	A+B	>0.42	02986B	02989	02988	02959A
Nordic	Nat/Ret	02948B	V3	R10	A+B	>0.42	02986B		02988	02960A
Knots	Nat/Ret	02951B	V3	R10	A+B	>0.42	02986B		02988	02961A
	Grip/Ret	03094B		R11	A+B+C	>0.42				
Reclaimed	Nat/Ret	02953B	V3	R10	A+B	>0.42	02986B	02990		02962A
	Grip/Ret	03095B		R11	A+B+C	>0.42				



# Cottage

Sensazioni materiche, venature disegnate dal tempo e tonalità naturali: Cottage riveste gli spazi del vivere contemporaneo con l'essenza dei legnami più pregiati.

Tactile sensations, veins designed by time and natural colour shades: Cottage covers contemporary living spaces with the essence of the most precious woods.

Materische Empfindungen, von der Zeit gezeichnete Äderungen und natürliche Farbtöne: Cottage kleidet unsere modernen Lebensräume mit der Seele der edelsten Hölzer.

Des sensations de matière forte, des veinages tracés par le temps et des teintes naturelles; Cottage habille les espaces de vie contemporains avec l'essence des bois les plus précieux

8

Colori  
Colours  
Farben  
Couleurs

Tiglio




Acacia




Olmo




Ulivo



Cipresso



Seraya



Larice



Carpino



3

Formati  
Sizes  
Formate  
Formats

20×120  
8"×48"



22,5×90  
9"×36"



15×90  
6"×36"



2

Superfici  
Surfaces  
Oberflächen  
Surfaces

Naturale

Velvet

1

Strutture 3D  
3D structures  
Strukturen  
Decorations and relief

Velvet



i

Effetto Legno  
Wood Look  
Holzoptik  
Effet Bois

Rivestimento  
Wall Tiles  
Wandfliesen  
Revêtement

Pavimento  
Floor Tiles  
Bodenfliesen  
Sol

Gres Fine porcellanato smaltato  
Glazed porcelain Stoneware  
Glasierte Feinsteinzeug  
Grès cérame émaillé

Tecnologia digitale  
Digital technology  
Digital Technologie  
Technologie numérique





Gres Fine porcellanato smaltato / Tecnologia digitale  
Glazed porcelain Stoneware / Digital technology

Glasierte Feinsteinzeug / Digital Technologie  
Grès cérame émaillé / Technologie numérique

Wood Effect  
FLOOR AND MORE

## Tiglio



20x120  
**03019B** | Cottage Tiglio Nat/Ret



22,5x90  
**03659** | Cottage Tiglio Nat/Ret



15x90  
**03661** | Cottage Tiglio Nat/Ret



22,5x90  
**03808** | Cottage Velvet Tiglio Nat/Ret

## Acacia



20x120  
**03022B** | Cottage Acacia Nat/Ret



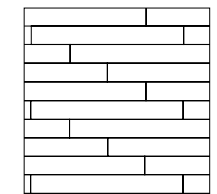
22,5x90  
**03633** | Cottage Acacia Nat/Ret



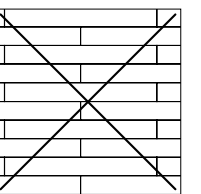
15x90  
**03629** | Cottage Acacia Nat/Ret



22,5x90  
**03694** | Cottage Velvet Acacia Nat/Ret



Posa Corretta  
Correct Laying



Posa Sconsigliata  
Wrong Laying No 50%

Per un risultato di posa ottimale si consiglia di prelevare i listoni da 5 scatole contemporaneamente.

For best installation results, we suggest taking the floorboard tiles from 5 boxes at the same time.

## Olmo




20x120  
**02991B** | Cottage Olmo Nat/Ret



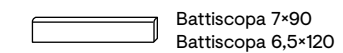
22,5x90  
**03689** | Cottage Olmo Nat/Ret



15x90  
**03688** | Cottage Olmo Nat/Ret



22,5x90  
**03811** | Cottage Velvet Olmo Nat/Ret







## Ulivo



20x120  
**03018B** | Cottage Ulivo Nat/Ret



22,5x90  
**03631** | Cottage Ulivo Nat/Ret



15x90  
**03627** | Cottage Ulivo Nat/Ret



22,5x90  
**03809** | Cottage Velvet Ulivo Nat/Ret

## Cipresso



20x120  
**02992B** | Cottage Cipresso Nat/Ret



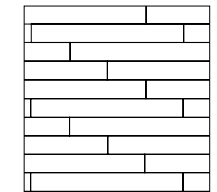
22,5x90  
**03632** | Cottage Cipresso Nat/Ret



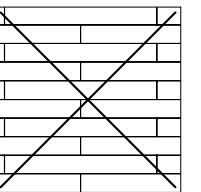
15x90  
**03628** | Cottage Cipresso Nat/Ret



22,5x90  
**03695** | Cottage Velvet Cipresso Nat/Ret



Posa Corretta  
Correct Laying



Posa Sconsigliata  
Wrong Laying No 50%

Per un risultato di posa ottimale si consiglia di prelevare i listoni da 5 scatole contemporaneamente.

For best installation results, we suggest taking the floorboard tiles from 5 boxes at the same time.

## Seraya



20x120  
**03021B** | Cottage Seraya Nat/Ret



22,5x90  
**03807** | Cottage Seraya Nat/Ret



15x90  
**03819** | Cottage Seraya Nat/Ret



22,5x90  
**03812** | Cottage Velvet Seraya Nat/Ret





## Larice



20x120  
**03023B** | Cottage Larice Nat/Ret



22,5x90  
**03693** | Cottage Larice Nat/Ret



15x90  
**03691** | Cottage Larice Nat/Ret




22,5x90  
**03814** | Cottage Velvet Larice Nat/Ret

## Carpino



20x120  
**03020B** | Cottage Carpino Nat/Ret



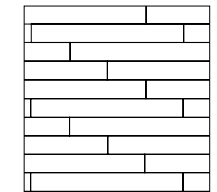
22,5x90  
**03806** | Cottage Carpino Nat/Ret



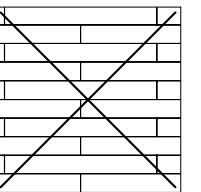
15x90  
**03818** | Cottage Carpino Nat/Ret



22,5x90  
**03813** | Cottage Velvet Carpino Nat/Ret



Posa Corretta  
Correct Laying



Posa Sconsigliata  
Wrong Laying No 50%

Per un risultato di posa ottimale si consiglia di prelevare i listoni da 5 scatole contemporaneamente.

For best installation results, we suggest taking the floorboard tiles from 5 boxes at the same time.



15x15  
**00278** | Maiolica Blu Ret



15x15  
**00279** | Maiolica Cotto Ret



15x15  
**00281** | Maiolica Grigio Ret





















## Imballi

Packing  
Verpackung  
Emballage

## Riepilogo Gamma

Collection  
Serie  
Gamme

Formato / Size		± MM	 Pezzi/Scatola Pieces/Box Stck/Karton Carreaux/Boîte	 Mq/Scatola Sqmt/Box Qm/Karton M2/Boîte	 Kg/Scatola Kgs/Box Kg/Karton Kg/Boîte	 Scatole/Paletta Boxes/Pallet Karton/Pallet Boîte/Palette	 Mq/Paletta Sqmt/Pallet Qm/Pallet M2 /Palette	 Kg/Paletta Kgs/Pallet Kg/Pallet Kg/Palette	 Formato Paletta Size Pallet Format Pallet Dim. Palette
20x120 Nat/Ret	P	8,5	5	1,200	23	48	57,60	1104	122*82*75
15*90 Nat/Ret	P	9,5	9	1,215	26	48	58,32	1248	120*90*76
22,5*90 Nat/Ret - Velvet/Ret	P	9,5	6	1,215	26	54	65,61	1404	120*90*85
15*15 Maiolica Ret	P	9,5	6	0,135	3,4	55			
Pezzi Speciali / Special Pieces									
6,5*120 Battiscopa	P	8,5	8	0,624	14	48			
7*90 Battiscopa	P	9,5	8	0,504	13	48			
22,5*90 Step	P	9,5	4	0,81	20	72			


Formati Sizes	Formati Sizes			DIN 51130	DIN 51097	DCOF	Pezzi Speciali Special Pieces			Formati Sizes	Maiolica 15*15 6*6"				
	20*120 8*48"	22,5*90 9*36"	15*90 6*36"				Velvet 22,5*90 9*36"	Battiscopa 6,5*120 2½*48"	Battiscopa 7*90 2¼*36"			Step Velvet 22,5*90 9*36"	± 9,5		
 Tiglio	Nat/Ret	03019B	03659	03661	V3	R10	A+B	> 0,42	03808	00951	00121	00273	 Grigio	Nat/Ret	00281
 Acacia	Nat/Ret	03022B	03633	03629	V3	R10	A+B	> 0,42	03694	00957	00349	00352	 Blu	Nat/Ret	00278
 Olmo	Nat/Ret	02991B	03689	03688	V3	R10	A+B	> 0,42	03811	00955	00124	00277	 Cotto	Nat/Ret	00279
 Ulivo	Nat/Ret	03018B	03631	03627	V3	R10	A+B	> 0,42	03809	00953	00122	00275			
 Cipresso	Nat/Ret	02992B	03632	03628	V3	R10	A+B	> 0,42	03695	00954	00123	00276			
 Seraya	Nat/Ret	03021B	03807	03819	V3	R10	A+B	> 0,42	03812	00956	00125	00354			
 Larice	Nat/Ret	03023B	03693	03691	V3	R10	A+B	> 0,42	03814	00958	00351	00353			
 Carpino	Nat/Ret	03020B	03806	03818	V3	R10	A+B	> 0,42	03813	00952	00212	00274			





## CONTEMPORARY

Contemporaneo / Moderne / Contemporain



284 Homey PREMIUM /

306 Materia FLOOR AND MORE /

324 Fragments FLOOR AND MORE



# Homey

La serie Homey è ispirata all'idea di ottenere superfici dall'aspetto naturale prendendo spunto dalla terra, nello specifico l'argilla con i suoi colori caldi e le sfumature 'ton sur ton' ottenendo una superficie morbida, ideale per una casa calda e confortevole. Dall'argilla, pressata in forme stabilite, asciugata e cotta vengono creati i laterizi di vari ornamenti architettonici utilizzati in edilizia. La collezione Homey trae ispirazione da queste forme di laterizio e propone una struttura a mattoncini sia in versione naturale che smaltata lucida.

The Homey series is inspired by the idea of obtaining natural-looking surfaces inspired by the earth, specifically clay with its warm colors and shades 'ton sur ton' obtaining a soft surface, ideal for a warm and cozy home. From the clay, pressed in established forms, then dried and fired, are created the bricks of various architectural ornaments used in construction. The Homey collection draws inspiration from these brick shapes and presents a structure in both natural and glossy finish.

Die Homey-Serie ist von der Idee inspiriert, natürlich aussehende Oberflächen zu erhalten, die sich von der Erde inspirieren lassen, insbesondere die Tonerde mit seinen warmen Farb- auf Farbtönen, um eine sanfte Oberfläche zu erhalten, die ideal für ein warmes und komfortables Zuhause ist. Aus dem fest gepressten Ton, der anschließend getrocknet und gebrannt wird, entstehen die Ziegelsteine verschiedener architektonischer Ornamente, die im Bauwesen verwendet werden. Die Homey-Kollektion ist von diesen Ziegelformen inspiriert und bietet eine Ziegelstruktur sowohl in natürlicher als auch in glänzend glasierter Ausführung.

La série Homey est inspirée par l'idée d'obtenir des surfaces à l'aspect naturel en s'inspirant de la terre, en particulier l'argile avec ses couleurs chaudes et les nuances 'ton sur ton' en obtenant une surface douce, idéale pour une maison chaude et confortable. À partir de l'argile pressée dans des formes établies, séchée et cuite, des briques de divers ornements architecturaux utilisés dans la construction sont créées. La collection Homey s'inspire de ces formes de briques et propose une structure en briques aussi bien en version naturelle qu'en émail brillant.


7

Colori  
Colours  
Farben  
Couleurs


Chalk




Taupe




Cotto




Cloudy




Dove



Sage



Berry



4

Formati  
Sizes  
Formate  
Formats

120×120  
48"×48"



60×120  
24"×48"



60×60  
24"×24"



10×60  
4"×24"



1

Superfici  
Surfaces  
Oberflächen  
Surfaces

Naturale

2

Strutture 3D  
3D structures  
Strukturen  
Décorations en relief

30×60  
12"×24"



8

Colori  
Colours  
Farben  
Couleurs

Stripes  
Glossy




Stripes  
Mat



6

Colori  
Colours  
Farben  
Couleurs

Canneté  
Mat



i

Effetto Contemporaneo  
Contemporary effect  
Moderne Wirkung  
Effet Contemporain

Rivestimento  
Wall Tiles  
Wandfliesen  
Revêtement

Pavimento  
Floor Tiles  
Bodenfliesen  
Sol

Gres fine porcellanato ad impasto colorato  
Coloured-body fine porcelain stoneware  
Feinsteinzeug aus farbiger Masse  
Grès cérame fin à pâte colorée

Tecnologia digitale  
Digital technology  
Digital technologie  
Technologie numérique

Ripresa grafica tra le diverse lastre rettificate contenuta entro le tolleranze previste dalla norma. Per un corretto allineamento si consiglia di utilizzare una fuga di 2 mm.  
Graphic representation between the rectified tiles is contained within the tolerances provided by the standard. For a correct alignment it is recommended to use a 2 mm joint.  
Grafische Darstellung zwischen den verschiedenen rektifizierten Platten innerhalb der in der Norm vorgesehenen Toleranzen. Für eine korrekte Anpassung wird eine Fuge von 2mm empfohlen.  
Reproduction graphique entre les différents carreaux rectifiés dans les limites des tolérances prévues par la norme. Pour un alignement correct, il est recommandé d'utiliser joints de 2 mm.







## Chalk

Per un risultato di posa ottimale si consiglia di prelevare le piastrelle da 5/6 scatole contemporaneamente.

For best installation results, we suggest taking the tiles from 5/6 boxes at the same time.



120x120  
**05245** | Homey Chalk Nat/Ret



60x120  
**05216** | Homey Chalk Nat/Ret



60x60  
**05224** | Homey Chalk Nat/Ret



60x120  
**\*05243** | Homey Rammed Cold Nat/Ret  
(mix 9 graphics)



60x120  
**05276** | Homey Bloom White Nat/Ret  
(mix 6 graphics)



10x60 - 4"x24"  
**05277** | Homey Chalk Nat/Ret



60x120  
**\*05244** | Homey Rammed Warm Nat/Ret  
(mix 9 graphics)

\* Per la continuità di posa, si consiglia il verso della grafica come da minimale a catalogo  
For continuity of installation, we recommend the direction of the graphics as per picture in the catalogue  
Für eine kontinuierliche Verlegung empfehlen wir die Verlegung gemäß der Abbildung im Katalog  
Pour la continuité de l'installation, nous recommandons la direction des graphiques selon les détournés du catalogue



Posa corretta / Correct laying






## Taupe


Per un risultato di posa ottimale si consiglia di prelevare le piastrelle da 5/6 scatole contemporaneamente.

For best installation results, we suggest taking the tiles from 5/6 boxes at the same time.



120x120

05248 | Homey Taupe Nat/Ret



60x120

05219 | Homey Taupe Nat/Ret



60x60

05227 | Homey Taupe Nat/Ret




60x120

05243 | Homey Rammed Cold Nat/Ret  
(mix 9 graphics)



10x60


05280 | Homey Taupe Nat/Ret



60x120

05275 | Homey Bloom Blue Nat/Ret  
(mix 6 graphics)

\* Per la continuità di posa, si consiglia il verso della grafica come da minimale a catalogo  
For continuity of installation, we recommend the direction of the graphics as per picture in the catalogue  
Für eine kontinuierliche Verlegung empfehlen wir die Verlegung gemäß der Abbildung im Katalog  
Pour la continuité de l'installation, nous recommandons la direction des graphiques selon les détournés du catalogue



Posa corretta / Correct laying






## Cotto

Per un risultato di posa ottimale si consiglia di prelevare le piastrelle da 5/6 scatole contemporaneamente.

For best installation results, we suggest taking the tiles from 5/6 boxes at the same time.



120x120  
**05249** | Homey Cotto Nat/Ret



60x120  
**05221** | Homey Cotto Nat/Ret



60x60  
**05228** | Homey Cotto Nat/Ret



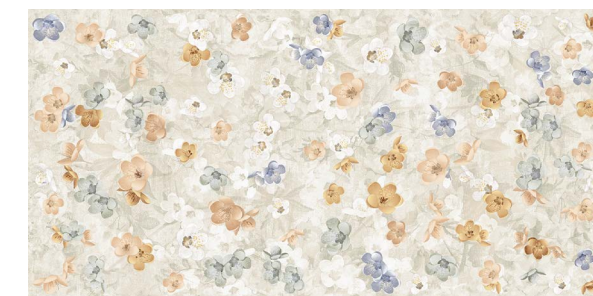
60x120  
**\*05244** | Homey Rammed Warm Nat/Ret  
(mix 9 graphics)



10x60  
**05281** | Homey Cotto Nat/Ret



60x120  
**05241** | Homey Flower Cotto Nat/Ret



60x120  
**05276** | Homey Bloom White Nat/Ret  
(mix 6 graphics)

\* Per la continuità di posa, si consiglia il verso della grafica come da minimale a catalogo  
For continuity of installation, we recommend the direction of the graphics as per picture in the catalogue  
Für eine kontinuierliche Verlegung empfehlen wir die Verlegung gemäß der Abbildung im Katalog  
Pour la continuité de l'installation, nous recommandons la direction des graphiques selon les détournés du catalogue







## Cloudy

Per un risultato di posa ottimale si consiglia di prelevare le piastrelle da 5/6 scatole contemporaneamente.


For best installation results, we suggest taking the tiles from 5/6 boxes at the same time.



120x120  
**05246** | Homey Cloudy Nat/Ret



60x120  
**05217** | Homey Cloudy Nat/Ret



60x60  
**05225** | Homey Cloudy Nat/Ret



60x120  
**\*05243** | Homey Rammed Cold Nat/Ret  
(mix 9 graphics)



10x60  
**05278** | Homey Cloudy Nat/Ret



60x120  
**05275** | Homey Bloom Blue Nat/Ret  
(mix 6 graphics)

\* Per la continuità di posa, si consiglia il verso della grafica come da minimale a catalogo  
For continuity of installation, we recommend the direction of the graphics as per picture in the catalogue  
Für eine kontinuierliche Verlegung empfehlen wir die Verlegung gemäß der Abbildung im Katalog  
Pour la continuité de l'installation, nous recommandons la direction des graphiques selon les détournés du catalogue






## Dove

Per un risultato di posa ottimale si consiglia di prelevare le piastrelle da 5/6 scatole contemporaneamente.

For best installation results, we suggest taking the tiles from 5/6 boxes at the same time.



120x120  
**05247** | Homey Dove Nat/Ret



60x120  
**05218** | Homey Dove Nat/Ret



60x60  
**05226** | Homey Dove Nat/Ret



60x120  
**\*05243** | Homey Rammed Cold Nat/Ret  
(mix 9 graphics)



10x60  
**05279** | Homey Dove Nat/Ret



60x120  
**05242** | Homey Flower Chalk Nat/Ret

\* Per la continuità di posa, si consiglia il verso della grafica come da minimale a catalogo  
For continuity of installation, we recommend the direction of the graphics as per picture in the catalogue  
Für eine kontinuierliche Verlegung empfehlen wir die Verlegung gemäß der Abbildung im Katalog  
Pour la continuité de l'installation, nous recommandons la direction des graphiques selon les détournés du catalogue





Gres fine porcellanato ad impasto colorato / Tecnologia digitale  
Coloured-body fine porcelain stoneware / Digital technology

Feinsteinzeug aus farbiger Masse / Digital Technologie  
Grès cérame fin à pâte colorée / Technologie numérique

## Sage

Per un risultato di posa ottimale si consiglia di prelevare le piastrelle da 5/6 scatole contemporaneamente.

For best installation results, we suggest taking the tiles from 5/6 boxes at the same time.



60x120  
05222 | Homey Sage Nat/Ret



60x60  
05229 | Homey Sage Nat/Ret



10x60  
05282 | Homey Sage Nat/Ret



60x120  
\*05243 | Homey Rammed Cold Nat/Ret  
(mix 9 graphics)



60x120  
05276 | Homey Bloom White Nat/Ret  
(mix 6 graphics)



## Berry



60x120  
05223 | Homey Berry Nat/Ret



60x60  
05231 | Homey Berry Nat/Ret



10x60  
05283 | Homey Berry Nat/Ret



60x120  
05241 | Homey Flower Cotto Nat/Ret

\* Per la continuità di posa, si consiglia il verso della grafica come da minimale a catalogo  
For continuity of installation, we recommend the direction of the graphics as per picture in the catalogue  
Für eine kontinuierliche Verlegung empfehlen wir die Verlegung gemäß der Abbildung im Katalog  
Pour la continuité de l'installation, nous recommandons la direction des graphiques selon les détournés du catalogue





### Stripes Glossy




30x60  
05234 | Stripes White Glossy Ret



30x60  
05235 | Stripes Mustard Glossy Ret



30x60  
05233 | Stripes Green Glossy Ret




30x60  
05232 | Stripes Blue Glossy Ret

### Stripes Mat



30x60  
05236 | Stripes White Mat Ret



30x60  
05237 | Stripes Powder Mat Ret






30x60  
05238 | Stripes Clay Mat Ret



30x60  
05239 | Stripes Grey Mat Ret

### Abbinabilità

Matching  
Passende Kombinationen  
Coloris Compatibles



### Solorovere








## Canneté




30x60

05382 | Homey Canneté Cotton Ret



30x60

05383 | Homey Canneté Hemp Ret



30x60

05387 | Homey Canneté Shadow Ret



30x60

05384 | Homey Canneté Rose Ret



30x60

05385 | Homey Canneté Laurel Ret



30x60

05386 | Homey Canneté Denim Ret

## Abbinabilità


Matching  
Passende Kombinationen  
Coloris Compatibles




Taupe



Cotto



Dove



Sage



Berry



Chalk



Cotto



Berry




Chalk



Cloudy



Chalk



Dove



Chalk



Taupe



Cotto



Chalk



Taupe



Cotto



Cloudy

### Solorovere




Pure



Flamed



Loft



Vintage



Formati Sizes	± MM	Pezzi Scatola Pieces/Box Stck/Karton Carreaux/Boîte	Mq/Scatola Sqmt/Box Qm/Karton M2/Boîte	Kg/Scatola Kgs/Box Kg/Karton Kg/Boîte	Scatole/Paletta Boxes/Pallet Karton/Palette Boîte/Palette	Mq/Paletta Sqmt/Pallet Qm/Pallet M2/Palette	Kg/Paletta Kgs/Pallet Kg/Pallet Kg/Palette	Formato Paletta Size Pallet Format Pallet Dim. Palette	
120x120 (48"x48") Nat/Ret	P	9,5	2	2,880	58,00	22	63,36	1276,00	135x122x68
60x120 (24"x48") Nat/Ret	P	9,5	2	1,440	31,00	30	43,20	930,00	122x82x75
60x60 (24"x24") Nat/Ret	P	9,5	4	1,440	29,00	32	46,08	928,00	120x80x75
10x60 (4"x24") Nat/Ret	P	9,5	10	0,600	12,50	72	43,20	900,00	120x80x75
30x60 (12"x24") Stripes Nat/Ret	P	9,5	7	1,260	26,30	32	40,32	841,60	120x80x75
30x60 (12"x24") Canneté Ret	P	9,5	7	1,260	26,30	32	40,32	841,60	120x80x75
60x120 (24"x48") Rammed Nat/Ret	P	9,5	2	1,440	31,00	30	43,20	930,00	122x82x75
60x120 (24"x48") Bloom Nat/Ret	P	9,5	2	1,440	31,00	30	43,20	930,00	122x82x75
60x120 (24"x48") Flower Nat/Ret	P	9,5	2	1,440	31,00	30	43,20	930,00	122x82x75
Pezzi Speciali / Special Pieces									
33x120 (13"x48") Gradino Costa Retta Nat/Ret	P	9,5	2	0,792	18,50	20	-	-	-
4,5x60 (1¾"x24") Battiscopa Nat/Ret	P	9,5	14	0,378 m.l. 8,40	8,00	80	-	-	-

	120x120 48"x48"	60x120 24"x48"	60x60 24"x24"	10x60 4"x24"	DIN 51130	DIN 51097	DCOF	ISEN 7976-2	AS 4586 2013	Stucchi Consigliati Recommended grouts Joints recommandés Empfohlene Fugen							
	± 9,5	± 9,5	± 9,5	± 9,5							± 9,5	± 9,5	± 9,5	± 9,5	± 9,5	± 9,5	
Chalk Nat/Ret	05245	05216	05224	05277	V2	R10	B	>0.42	wet, dry >36	P3	Mapei 111		05242	05244	05243	05276	05275
Taupe Nat/Ret	05248	05219	05227	05280	V2	R10	B	>0.42	wet, dry >36	P3	50% Mapei 111 50% Mapei 112		05244	05243			05275
Cotto Nat/Ret	05249	05221	05228	05281	V2	R10	B	>0.42	wet, dry >36	P3	Mapei 142	05241		05244	05243	05276	
Cloudy Nat/Ret	05246	05217	05225	05278	V2	R10	B	>0.42	wet, dry >36	P3	Mapei 111			05243			05275
Dove Nat/Ret	05247	05218	05226	05279	V2	R10	B	>0.42	wet, dry >36	P3	Mapei 112		05242		05243	05276	05275
Sage Nat/Ret		05222	05229	05282	V2	R10	B	>0.42	wet, dry >36	P3	Kerakoll 19		05242			05276	
Berry Nat/Ret		05223	05231	05283	V2	R10	B	>0.42	wet, dry >36	P3	Kerakoll 16	05241					








Stucchi Consigliati  
Recommended grouts  
Joints recommandés  
Empfohlene Fugen

Kerakoll 34	Mapei 111	Mapei 133	Mapei 111	Mapei 111	Kerakoll 14
-------------	-----------	-----------	-----------	-----------	-------------



## Riepilogo Gamma

Collection  
Serie  
Gamme








	Strutture 3D 3D Structures								Pezzi Speciali Special Pieces	
	Stripes White Glossy 30*60 12"*24"	Stripes Mustard Glossy 30*60 12"*24"	Stripes Green Glossy 30*60 12"*24"	Stripes Blue Glossy 30*60 12"*24"	Stripes White Mat 30*60 12"*24"	Stripes Powder Mat 30*60 12"*24"	Stripes Clay Mat 30*60 12"*24"	Stripes Grey Mat 30*60 12"*24"	Gradino Costa Retta 33*120 13"*48"	Battiscopa 4,5*60 1 3/4"*24"
	€ 9,5	€ 9,5	€ 9,5	€ 9,5	€ 9,5	€ 9,5	€ 9,5	€ 9,5	€ 9,5	
 Nat/Ret Chalk			05233	05232			05238	05239	05264	05256
 Nat/Ret Taupe	05234	05235	05233	05232	05236				05267	05259
 Nat/Ret Cotto	05234		05233	05232		05237	05238		05268	05261
 Nat/Ret Cloudy				05232	05236			05239	05265	05257
 Nat/Ret Dove	05234	05235			05236				05266	05258
 Nat/Ret Sage	05234				05236		05238		05269	05262
 Nat/Ret Berry	05234	05235			05236	05237	05238		05271	05263

**Stucchi Consigliati**  
Recommended grouts  
Joints recommandés  
Empfohlene Fugen

Mapei 111	Kerakoll 30	50% Kerakoll 19 50% Mapei 120	Kerakoll 16	Mapei 111	Mapei 141	Kerakoll 34	Mapei 112
-----------	-------------	----------------------------------	-------------	-----------	-----------	-------------	-----------

## Riepilogo Gamma

Collection  
Serie  
Gamme

	Strutture 3D 3D Structures					
	Canneté Cotton 30*60 12"*24"	Canneté Hemp 30*60 12"*24"	Canneté Shadow 30*60 12"*24"	Canneté Rose 30*60 12"*24"	Canneté Laurel 30*60 12"*24"	Canneté Denim 30*60 12"*24"
	€ 9,5	€ 9,5	€ 9,5	€ 9,5	€ 9,5	€ 9,5
 Nat/Ret Chalk		05383	05387	05384	05385	05386
 Nat/Ret Taupe	05382				05385	05386
 Nat/Ret Cotto	05382	05383			05385	05386
 Nat/Ret Cloudy			05387			05386
 Nat/Ret Dove	05382			05384		
 Nat/Ret Sage	05382					
 Nat/Ret Berry	05382	05383				

**Stucchi Consigliati**  
Recommended grouts  
Joints recommandés  
Empfohlene Fugen

Mapei 103	Mapei 123	Mapei 119	50% Kerakoll 40 50% Mapei 110	Kerakoll 19	Kerakoll 15
-----------	-----------	-----------	----------------------------------	-------------	-------------



# Materia

Materia nasce dall'idea sviluppata in Piemme per una nuova espressione della ceramica, una materia nobile con una grande storia creativa che ritrova e rilancia il proprio estro originario e, grazie alla sua tecnica grafica, analizza l'estetica di materie differenti, come il metallo, la pietra e la ceramica stessa.

Materia is conceived to introduce a new expression of ceramics. A noble material with a great history relaunches its creative potential thanks to the graphic technique and the diverse esthetics of materials like metal, stone and ceramics itself.

Mit „Materia“ möchte Piemme der Keramik einen neuen Ausdruck verleihen. Das edle und geschichtsträchtige Material findet zurück zu seinen Wurzeln, erfindet sich neu und analysiert mit seiner graphischen Technik seine eigene Ästhetik sowie die anderer Materialien wie Metall und Stein.

« Materia » est l'aboutissement d'une idée développée par Piemme: donner à la céramique, matière noble, riche d'une histoire nourrie de créativité, une nouvelle forme d'expression où elle puisse retrouver son style originel. Ses techniques graphiques lui permettent d'analyser les dimensions esthétiques de matières comme le métal, la pierre ainsi que la céramique.

6

Colori  
Colours  
Farben  
Couleurs

Opal



Shimmer



Nacre




Reflex



Rust



Deep



5

Formati  
Sizes  
Formate  
Formats

120×120  
48"×48"



60×120  
24"×48"



90×90  
36"×36"



60×60  
24"×24"



30×60  
12"×24"



3

Superfici  
Surfaces  
Oberflächen  
Surfaces

Naturale Lappato Grip


2

Strutture 3D  
3D structures  
Strukturen  
Decorations and relief

Tensegrity



Garage



i

Effetto Contemporaneo  
Contemporary effect  
Moderne Wirkung  
Effet Contemporain

Rivestimento  
Wall Tiles  
Wandfliesen  
Revêtement

Pavimento  
Floor Tiles  
Bodenfliesen  
Sol

Gres fine porcellanato ad impasto colorato  
Coloured-body fine porcelain stoneware  
Feinsteinzeug aus farbiger Masse  
Grès cérame fin à pâte colorée

Tecnologia digitale  
Digital technology  
Digital Technologie  
Technologie numérique





## Opal



120x120

**03071A** | Materia Opal Nat/Ret  
**03075A** | Materia Opal Lap/Ret



90x90

**03468A** | Materia Opal Nat/Ret  
**03473A** | Materia Opal Lap/Ret



60x60

**02847A** | Materia Opal Nat/Ret  
**02853A** | Materia Opal Lap/Ret



30x60

**02827A** | Materia Opal Nat/Ret  
**02834A** | Materia Opal Lap/Ret




60x120

**02859A** | Materia Opal Nat/Ret  
**02866A** | Materia Opal Lap/Ret



60x60

**\*02981A** | Materia Platinum Nat/Ret  
(mix 4 graphics)



30x60

**02936A** | Materia Garage Opal Nat/Ret



30x60

**03079A** | Materia Tensegrity Opal Nat/Ret



30x120

**\*02944A** | Materia Raku Warm Nat/Ret  
(handcrafted decor)

\* Decori realizzati con smalti e metalli preziosi. Vedere nota a pag. 366-367  
Decors made with glazes and precious metals. See note on pages 366-367  
Dekore aus Glasuren und Edelmetallen. Siehe Hinweis auf Seiten 366-367  
Décors réalisés avec des émaux et des métaux précieux. Voir note aux pages 366-367





## Shimmer



120x120

**03072A** | Materia Shimmer Nat/Ret  
**03076A** | Materia Shimmer Lap/Ret




90x90

**02982** | Materia Shimmer Grip/Ret ± 20mm



60x60

**02849A** | Materia Shimmer Nat/Ret  
**02855A** | Materia Shimmer Lap/Ret



30x60

**02829A** | Materia Shimmer Nat/Ret  
**02838A** | Materia Shimmer Lap/Ret




60x120

**02862A** | Materia Shimmer Nat/Ret  
**02868A** | Materia Shimmer Lap/Ret



90x90

**03469A** | Materia Shimmer Nat/Ret  
**03474A** | Materia Shimmer Lap/Ret



30x60

**02938A** | Materia Garage Shimmer Nat/Ret



30x120

**\*02944A** | Materia Raku Warm Nat/Ret  
(handcrafted decor)



30x60

**03082A** | Materia Tensegrity Shimmer Nat/Ret



20x15

**02989** | Soul Kaleido Light Nat/Ret

\* Decori realizzati con smalti e metalli preziosi. Vedere nota a pag. 366-367  
Decors made with glazes and precious metals. See note on pages 366-367  
Dekore aus Glasuren und Edelmetallen. Siehe Hinweis auf Seiten 366-367  
Décors réalisés avec des émaux et des métaux précieux. Voir note aux pages 366-367





## Nacre



60x120  
**02861A** | Materia Nacre Nat/Ret  
**02867A** | Materia Nacre Lap/Ret



60x60  
**02848A** | Materia Nacre Nat/Ret  
**02854A** | Materia Nacre Lap/Ret




60x60  
**\*02980A** | Materia Gold Nat/Ret  
(mix 4 graphics)



30x120  
**\*02944A** | Materia Raku Warm Nat/Ret  
(handcrafted decor)



30x60  
**02828A** | Materia Nacre Nat/Ret  
**02836A** | Materia Nacre Lap/Ret

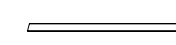
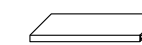



30x60  
**02937A** | Materia Garage Nacre Nat/Ret



30x60  
**03081A** | Materia Tensegrity Nacre Nat/Ret

\* Decori realizzati con smalti e metalli preziosi. Vedere nota a pag. 366-367  
Decors made with glazes and precious metals. See note on pages 366-367  
Dekore aus Glasuren und Edelmetallen. Siehe Hinweis auf Seiten 366-367  
Décors réalisés avec des émaux et des métaux précieux. Voir note aux pages 366-367







## Reflex



60x120

**02863A** | Materia Reflex Nat/Ret  
**02869A** | Materia Reflex Lap/Ret



90x90

**02983** | Materia Reflex Grip/Ret ± 20mm



60x60

**02850A** | Materia Reflex Nat/Ret  
**02856A** | Materia Reflex Lap/Ret




30x120

**\*02944A** | Materia Raku Warm Nat/Ret  
(handcrafted decor)



30x60

**02831A** | Materia Reflex Nat/Ret  
**02841A** | Materia Reflex Lap/Ret



30x60

**02939A** | Materia Garage Reflex Nat/Ret




30x60


**03083A** | Materia Tensegrity Reflex Nat/Ret

\* Decorazioni realizzate con smalti e metalli preziosi. Vedere nota a pag. 366-367  
Decors made with glazes and precious metals. See note on pages 366-367  
Dekore aus Glasuren und Edelmetallen. Siehe Hinweis auf Seiten 366-367  
Décors réalisés avec des émaux et des métaux précieux. Voir note aux pages 366-367

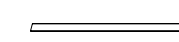
Pezzi speciali  
Special pieces



Battiscopa 4,5x60




Gradino Costa Retta 33x120

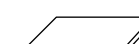


Bacchetta Jolly 1,5x120


Unghia Jolly 1,5x1,5



Elemento L 30x90 ± 20



Gradone 33x90 ± 20



Griglia Scolo 18x90 ± 20





## Rust



120×120

**03073A** | Materia Rust Nat/Ret  
**03077A** | Materia Rust Lap/Ret



90×90

**03471A** | Materia Rust Nat/Ret  
**03475A** | Materia Rust Lap/Ret



60×60

**02851A** | Materia Rust Nat/Ret  
**02857A** | Materia Rust Lap/Ret



30×60

**02832A** | Materia Rust Nat/Ret  
**02843A** | Materia Rust Lap/Ret



60×120

**02864A** | Materia Rust Nat/Ret  
**02871A** | Materia Rust Lap/Ret



60×60

**\*02945A** | Materia Jade Nat/Ret  
(mix 4 graphics)



30×60

**02941A** | Materia Garage Rust Nat/Ret



30×60

**03084A** | Materia Tensegrity Rust Nat/Ret



30×120

**\*02944A** | Materia Raku Warm Nat/Ret  
(handcrafted decor)

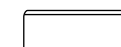


20×15

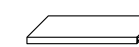
**02990** | Soul Kaleido Dark Nat/Ret

\* Decori realizzati con smalti e metalli preziosi. Vedere nota a pag. 366-367  
Decors made with glazes and precious metals. See note on pages 366-367  
Dekore aus Glasuren und Edelmetallen. Siehe Hinweis auf Seiten 366-367  
Décors réalisés avec des émaux et des métaux précieux. Voir note aux pages 366-367

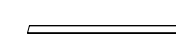
Pezzi speciali  
Special pieces



Battiscopa 4,5×60



Gradino Costa Retta 33×120



Bacchetta Jolly 1,5×120

Unghia Jolly 1,5×1,5





## Deep



120x120  
**03074A** | Materia Deep Nat/Ret  
**03078A** | Materia Deep Lap/Ret



60x120  
**02865A** | Materia Deep Nat/Ret  
**02872A** | Materia Deep Lap/Ret




30x120  
**\*02943A** | Materia Raku Cold Nat/Ret  
(handcrafted decor)



90x90  
**02984** | Materia Deep Grip/Ret ± 20mm



90x90  
**03472A** | Materia Deep Nat/Ret  
**03476A** | Materia Deep Lap/Ret




60x60  
**\*02946A** | Materia Zaphire Nat/Ret  
(mix 4 graphics)



60x60  
**02852A** | Materia Deep Nat/Ret  
**02858A** | Materia Deep Lap/Ret



30x60  
**02833A** | Materia Deep Nat/Ret  
**02846A** | Materia Deep Lap/Ret



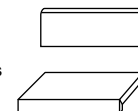
30x60  
**02942A** | Materia Garage Deep Nat/Ret



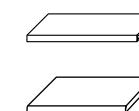
30x60  
**03085A** | Materia Tensegrity Deep Nat/Ret

\* Decori realizzati con smalti e metalli preziosi. Vedere nota a pag. 366-367  
Decors made with glazes and precious metals. See note on pages 366-367  
Dekore aus Glasuren und Edelmetallen. Siehe Hinweis auf Seiten 366-367  
Décors réalisés avec des émaux et des métaux précieux. Voir note aux pages 366-367


Pezzi speciali  
Special pieces



Battiscopa 4,5x60




Gradino Costa Retta 33x120

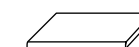


Bacchetta Jolly 1,5x120


Unghia Jolly 1,5x1,5



Elemento L 30x90 ± 20



Gradone 33x90 ± 20



Griglia Scolo 18x90 ± 20



## Imballi

Packing  
Verpackung  
Emballage

Formati Sizes	P	± MM							
			Pezzi Scatola Pieces/Box Stck/Karton Carreaux/Boite	Mq/Scatola Sqmt/Box Qm/Karton M2/Boite	Kg/Scatola Kgs/Box Kg/Karton Kg/Boite	Scatole/Paletta Boxes/Pallet Karton/Palette Boite/Palette	Mq/Paletta Sqmt/Pallet Qm/Pallet M2/Palette	Kg/Paletta Kgs/Pallet Kg/Pallet Kg/Palette	Formato Paletta Size Pallet Format Pallet Dim. Palette
120x120 (48"x48") Nat/Ret - Lap/Ret	P	9,5	2	2,88	58,00	22	63,36	1276	135x122x68
90x90 (36"x36") Grip/Ret	P	20	1	0,81	36,50	30	24,30	1095	107x94x60
90x90 (36"x36") Nat/Ret - Lap/Ret	P	9,5	2	1,620	36,50	20	32,40	730	107x94x60
60x120 (24"x48") Nat/Ret	P	9,5	2	1,44	31,00	30	43,20	930	122x82x75
60x120 (24"x48") Lap/Ret	P	9,5	2	1,44	32,00	30	43,20	960	122x82x75
60x60 (24"x24") Nat/Ret	P	9,5	4	1,44	29,00	32	46,08	928	120x80x75
60x60 (24"x24") Lap/Ret	P	9,5	4	1,44	30,00	32	46,08	960	120x80x75
30x60 (12"x24") Nat/Ret	P	9,5	7	1,26	25,30	40	50,4	1012	120x80x75
30x60 (12"x24") Lap/Ret	P	9,5	7	1,26	26,30	40	50,4	1052	120x80x75
30x120 (12"x48") Raku Nat/Ret	P	9,5	2	0,72	15,50	30	21,60	465	122x96x70
60x60 (24"x24") Jade - Zaphire - Gold - Platinum Nat/Ret	P	9,5	2	0,72	14,50	32	23,04	464	120x80x75
30x60 (12"x24") Garage Nat/Ret	P	9,5	7	1,26	25,30	32	40,32	809,6	120x80x75
30x60 (12"x24") Tensegrity Nat/Ret	P	9,5	7	1,26	25,30	32	40,32	809,6	120x80x75
20x15 (8"x6") Kaleido Nat/Ret	P	9,5	25	0,750	15,50	36	-	-	-
Pezzi Speciali / Special Pieces									
33x120 (13"x48") Gradino Costa Retta Nat/Ret - Lap/Ret	P	9,5	2	0,792	18,50	20	-	-	-
4,5x60 (1 1/4"x24") Battiscopa Nat/Ret - Lap/Ret	P	9,5	14	0,378	8,00	80	-	-	-
1,5x120 (3/4"x48") Bacchetta Jolly Nat/Ret - Lap/Ret	P	9,5	6	0,108	2,50	48	-	-	-
1,5x1,5 (3/4"x3/4") Unghia Jolly Nat/Ret - Lap/Ret	P	9,5	6	0,001	0,50	48	-	-	-
33x90 (13"x36") Gradone Grip/Ret	P	20	2	0,594	27,00	36	-	-	-
30x90 (12"x36") Elemento L Grip/Ret	P	20	2	0,54	28,50	27	-	-	-
18x90 (7 1/4"x36") Griglia Scolo Grip/Ret	P	20	1	0,162	7,50	48	-	-	-

## Riepilogo Gamma















Collection  
Serie  
Gamme

Formati Sizes	P	± MM											
			120x120 48"x48"	90x90 36"x36"	90x90 36"x36"	60x120 24"x48"	60x60 24"x24"	30x60 12"x24"	DIN 51130	DIN 51097	DCOF		
	Nat/Ret		03071A		03468A	02859A	02847A	02827A	V2	R10	A+B	>0.42	
	Lap/Ret		03075A		03473A	02866A	02853A	02834A					
	Nat/Ret		03072A		03469A	02862A	02849A	02829A	V2	R10	A+B	>0.42	
	Lap/Ret		03076A		03474A	02868A	02855A	02838A					
	Grip/Ret			02982						R11	A+B+C	>0.42	
	Nat/Ret					02861A	02848A	02828A	V2	R10	A+B	>0.42	
	Lap/Ret					02867A	02854A	02836A					
	Nat/Ret					02863A	02850A	02831A	V2	R10	A+B	>0.42	
	Lap/Ret					02869A	02856A	02841A					
	Grip/Ret			02983						R11	A+B+C	>0.42	
	Nat/Ret		03073A		03471A	02864A	02851A	02832A	V2	R10	A+B	>0.42	
	Lap/Ret		03077A		03475A	02871A	02857A	02843A					
	Nat/Ret		03074A		03472A	02865A	02852A	02833A	V2	R10	A+B	>0.42	
	Lap/Ret		03078A		03476A	02872A	02858A	02846A					
	Grip/Ret			02984						R11	A+B+C	>0.42	





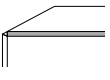
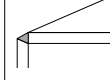
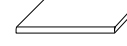

















## Riepilogo Gamma

Collection  
Serie  
Gamme

Formati Sizes	Strutture 3D 3D Structures							
								
	Tensegrity 30*60 12"*24"	Garage 30*60 12"*24"	Platinum 60*60 24"*24"	Gold 60*60 24"*24"	Jade 60*60 24"*24"	Zaphire 60*60 24"*24"	Raku 30*120 12"*48"	Kaleido 20*15 8"*6"
	± 9,5	± 9,5	± 9,5	± 9,5	± 9,5	± 9,5	± 9,5	
 Opal Nat/Ret	03079A	02936A	02981A				02944A	
 Shimmer Nat/Ret	03082A	02938A					02944A 02989	
 Nacre Nat/Ret	03081A	02937A		02980A			02944A	
 Reflex Nat/Ret	03083A	02939A					02944A	
 Rust Nat/Ret	03084A	02941A			02945A		02944A 02990	
 Deep Nat/Ret	03085A	02942A				02946A	02943A	

## Riepilogo Gamma

Collection  
Serie  
Gamme

Formati Sizes	Pezzi Speciali Special Pieces						
							
	Gradino Costa Retta 33*120 13"*48"	Battiscopa 4,5*60 1 1/4"*24"	Bacchetta Jolly 1,5*120 5/8"*48"	Unghia Jolly 1,5*1,5 5/8"*5/8"	Gradone 33*90 13"*36"	Elemento L 30*90 12"*36"	Griglia Scolo 18*90 7 1/4"*36"
	± 9,5	± 9,5	± 9,5	± 9,5	± 20	± 20	± 20
 Opal Nat/Ret	03097A	02893	03111A	03124			
 Opal Lap/Ret	03104A	02899	03117A	03131			
 Shimmer Nat/Ret	03099A	02895	03113A	03126			
 Shimmer Lap/Ret	03106A	02902	03119A	03133			
 Shimmer Grip/Ret					03137	03141	03149
 Nacre Nat/Ret	03098A	02894	03112A	03125			
 Nacre Lap/Ret	03105A	02901	03118A	03132			
 Reflex Nat/Ret	03101A	02896	03114A	03127			
 Reflex Lap/Ret	03107A	02903	03121A	03134			
 Reflex Grip/Ret					03138	03142	03151
 Rust Nat/Ret	03102A	02897	03115A	03128			
 Rust Lap/Ret	03108A	02904	03122A	03135			
 Deep Nat/Ret	03103A	02898	03116A	03129			
 Deep Lap/Ret	03109A	02905	03123A	03136			
 Deep Grip/Ret					03139	03143	03152

Pezzi Speciali su Richiesta - Special pieces upon request  
Formstücke auf Anfrage - Pièces spéciales sur demande



Gradone Angolare Sx/Dx 20 mm  
Grip/Ret 33\*90 - 13"\*36" ± 20



Griglia Scolo Angolare Sx/Dx 20 mm  
Grip/Ret 18\*90 - 7 1/4"\*36" ± 20



# Fragments

Designed by Pierre Charpin

Proprio come i "frammenti di un discorso amoroso" la collezione disegnata da Pierre Charpin per Ceramiche Piemme insegue il movimento, non ha trama, se non quella dell'indagine sul linguaggio delle forme.

Just like the "fragments of a lover's discourse" the collection designed by Pierre Charpin for Ceramiche Piemme follows movement and has no plot except for the investigation into the language of shapes.

Ebenso wie die "fragmente einer sprache der liebe" folgt die von Pierre Charpin für Ceramiche Piemme entworfene kollektion der Bewegung, ohne feste Struktur ausser jener einer Untersuchung der Formensprache.

A la manière des "fragments d'un discours amoureux", la collection dessinée par Pierre Charpin pour Ceramiche Piemme épouse le mouvement ; elle n'a pas de trame si ce n'est l'analyse du langage des formes.

6

Colori  
Colours  
Farben  
Couleurs

Maiolica Milk





Maiolica Cloud

Maiolica Tan

Maiolica Fern

Maiolica Ocean

Maiolica Charcoal



1

Formati  
Sizes  
Formate  
Formats

7,5x30

3"x12"

1

Superfici  
Surfaces  
Oberflächen  
Surfaces

Naturale

i

Effetto Contemporaneo  
Contemporary effect  
Moderne Wirkung  
Effet Contemporain


Rivestimento  
Wall Tiles  
Wandfliesen  
Revêtement

Pasta Bianca  
White Body  
Weißscherbisig  
Pâte Blanche

Tecnologia digitale  
Digital technology  
Digital Technologie  
Technologie numérique



## Maiolica Milk



7,5x30  $\pm$  8,5  
01746 | Maiolica Milk Nat

## Maiolica Fern



7,5x30  $\pm$  8,5  
01752 | Maiolica Fern Nat

## Maiolica Cloud



7,5x30  $\pm$  8,5  
01747 | Maiolica Cloud Nat

## Maiolica Ocean



7,5x30  $\pm$  8,5  
01751 | Maiolica Ocean Nat

## Maiolica Tan



7,5x30  $\pm$  8,5  
01748 | Maiolica Tan Nat

## Maiolica Charcoal



7,5x30  $\pm$  8,5  
01749 | Maiolica Charcoal Nat

## Imballi

Packing  
Verpackung  
Emballage

Formato / Size		$\pm$ MM	Pezzi Scatola Pcs/Box Stck/Karton Carreaux/Boîtes	Mq/Scatola Sqmt/Box M2/Karton Qm/Boîtes	Kg/Scatola Kgs/Box Kg/Karton Kg/Boîtes	Scatola/Paletta Boxes/Pallet Karton/Palette Boîtes/Pallet	Mq/Paletta Sqmt/Pallet M2/Palette Qm/Pallet	Kg/Paletta Kgs/Pallet Kg/Palette Kg/Pallet	Formato Paletta Size Pallet Format Palette Dim. Palette
7,5x30 (3"x12") Nat	PB	8,5	22	0,50	7,29	120	60	875	120x80x75

## Riepilogo Gamma

Collection  
Serie  
Gamme

	Formati Sizes		
		7,5x30 3"x12"	
		$\pm$ 8,5	
	Nat	01746	V2
Milk			
	Nat	01747	V2
Cloud			
	Nat	01748	V2
Tan			
	Nat	01752	V2
Fern			
	Nat	01751	V2
Ocean			
	Nat	01749	V2
Charcoal			



# CERAMICHE PIEMME

## CONTRACT

**Ceramiche Piemme propone la gamma "Contract": una linea di prodotti versatile ed essenziale, dedicata sia agli ambienti residenziali che pubblici ad alta frequentazione. La gamma "Contract" unisce una ricerca estetica sobria ad elevate caratteristiche tecniche e prestazionali, per supportare il progettista nella scelta delle finiture in tutti gli spazi della quotidianità, pubblica e privata.**

Ceramiche Piemme presents its "Contract" range: a versatile line of products. Designed for both residential and busy public environments, the "Contract" range combines a sober aesthetic style with superior technical characteristics and performances, to support the designer in choosing the finishes for all the public and private spaces of contemporary everyday life.

Ceramiche Piemme präsentiert die Linie "Contract": Eine vielseitige Produktpalette, die sich an den Wohnungsbau ebenso wie an vielbesuchte öffentliche Bereiche wendet. Sie vereint eine schlichte Optik mit hohen technischen Eigenschaften und Leistungen, die den Planer in der Wahl der Oberflächen für alle - öffentlichen wie privaten - Räume des täglichen Lebens unterstützt.

Ceramiche Piemme présente sa collection « Contract » : une collection de produits polyvalents, faite pour les cadres résidentiels et publics très fréquentés. La collection « Contract » conjugue une esthétique sobre avec une très grande performance technique pour que le designer choisisse en toute liberté les finitions pour tous les espaces du quotidien, publics comme privés.

STONE EFFECT  
330 **Ardesia 2.0** CONTRACT /

CEMENT EFFECT  
334 **Opus** CONTRACT /  
340 **Suprema** CONTRACT /  
344 **Concrete** CONTRACT /

CONTEMPORARY  
352 **Venetian Marble** CONTRACT



# Artdesia 2.0

Artdesia 2.0: una collezione, ispirata alle rocce sedimentarie, in grado di rispondere al meglio alle esigenze di architetti e progettisti alla ricerca di una estetica minimale caratterizzata da una eleganza senza tempo.

Artdesia 2.0: a collection, inspired by sedimentary rocks, that best meets the needs of architects and designers looking for a minimalist design characterized by a timeless elegance.


Artdesia 2.0: eine vom Schiefer-Stein inspirierte Kollektion, die den Bedürfnissen von Architekten und Designern, die eine minimalistische Ästhetik mit zeitloser Eleganz suchen, am besten gerecht wird.

Artdesia 2.0: une collection inspirée des roches sédimentaires, capable de répondre au mieux aux besoins des architectes et designers à la recherche d'une esthétique minimale caractérisée par une élégance intemporelle.


5

Colori  
Colours  
Farben  
Couleurs

Ivory




Sand



Silver



Grey



Black



3

Formati  
Sizes  
Formate  
Formats

60×120  
24"×48"



60×60  
24"×24"



30×60  
12"×24"



3

Superfici  
Surfaces  
Oberflächen  
Surfaces

Naturale

Antislip

Grip

i

Effetto Pietra  
Stone Look  
Natursteinoptik  
Effet Pierre

Rivestimento  
Wall Tiles  
Wandfliesen  
Revêtement


Pavimento  
Floor Tiles  
Bodenfliesen  
Sol

Gres fine porcellanato ad impasto colorato  
Coloured-body fine porcelain stoneware  
Feinsteinzeug aus farbiger Masse  
Grès cérame fin à pâte colorée

Tecnologia digitale  
Digital technology  
Digital Technologie  
Technologie numérique



## Ivory



60x120

04987 | Artdesia 2.0 Ivory Nat/Ret




60x60

04991 | Artdesia 2.0 Ivory Nat/Ret  
05368 | Artdesia 2.0 Ivory Grip/Ret ± 20mm



30x60

04994 | Artdesia 2.0 Ivory Nat/Ret



30x30

04998 | Mosaico Art Ivory Nat/Ret

## Sand



60x120

05651 | Artdesia 2.0 Sand Nat/Ret  
05659 | Artdesia 2.0 Sand Antislip/Ret



60x60

05649 | Artdesia 2.0 Sand Nat/Ret



30x60

05647 | Artdesia 2.0 Sand Nat/Ret



30x30

05653 | Mosaico Art Sand Nat/Ret

## Silver



60x120

05652 | Artdesia 2.0 Silver Nat/Ret  
05660 | Artdesia 2.0 Silver Antislip/Ret



60x60

05650 | Artdesia 2.0 Silver Nat/Ret



30x60

05648 | Artdesia 2.0 Silver Nat/Ret



30x30


05654 | Mosaico Art Silver Nat/Ret

## Grey



60x120

04988 | Artdesia 2.0 Grey Nat/Ret




60x60

04992 | Artdesia 2.0 Grey Nat/Ret  
05369 | Artdesia 2.0 Grey Grip/Ret ± 20mm



30x60

04995 | Artdesia 2.0 Grey Nat/Ret



30x30


04999 | Mosaico Art Grey Nat/Ret

## Black




60x120

04989 | Artdesia 2.0 Black Nat/Ret




60x60

04993 | Artdesia 2.0 Black Nat/Ret



30x60

04996 | Artdesia 2.0 Black Nat/Ret



30x30

05000 | Mosaico Art Black Nat/Ret

## Imballi

### Packing Verpackung Emballage

Formati Sizes	± MM	Pezzi Scatola Pieces/Box Stck/Karton Carreaux/Boite	Mq/Scatola Sqmt/Box Qm/Karton M2/Boite	Kg/Scatola Kgs/Box Kg/Karton Kg/Boite	Scatole/Paletta Boxes/Pallet Karton/Palette Boite/Palette	Mq/Paletta Sqmt/Pallet Qm/Pallet M2/Palette	Kg/Paletta Kgs/Pallet Kg/Pallet Kg/Palette	Formato Paletta Size Pallet Format Pallet Dim. Palette	
60x120 (24"x48") Nat/Ret	P	8,5	2	1,44	28,00	36	51,84	1008	122x82x75
60x60 (24"x24") Nat/Ret	P	8,5	4	1,44	26,00	40	57,6	1040	122x82x75
60x60 (24"x24") Grip/Ret	P	20	2	0,72	31,40	30	21,6	942	120x80x75
30x60 (12"x24") Nat/Ret	P	8,5	7	1,26	22,50	48	60,48	1080	120x80x75
30x30 (12"x12") Mosaico Nat/Ret	P	8,5	5	0,45	8,50	60	-	-	-
4,5x60 (1½"x24") Battiscopa Nat/Ret	P	8,5	14	0,378	8,00	80	-	-	-
30x60 (12"x24") Step Nat/Ret	P	8,5	6	1,08	21,5	36	-	-	-

## Riepilogo Gamma

### Collection Serie Gamme

Formati Sizes	Pezzi Speciali Special Pieces	60x120 24"x48"	60x60 24"x24"	60x60 24"x24"	30x60 12"x24"	Din 51130			Din 51097			DCOF			Mosaico 30x30 - 12"x12"	Battiscopa 4,5x60 - 1½"x24"	Step 30x60 - 12"x24"
		± 8,5	± 8,5	± 20	± 8,5												
Ivory	Nat/Ret	04987	04991		04994	V2	R10	A+B	>0.42	04998	05001	05004					
	Grip/Ret			05368			R11	A+B+C	>0.42								
Sand	Nat/Ret	05651	05649		05647	V2	R10	A+B	>0.42	05653	05655	05657					
	Antislip/Ret	05659					R11	A+B+C	>0.42								
Silver	Nat/Ret	05652	05650		05648	V2	R10	A+B	>0.42	05654	05656	05658					
	Antislip/Ret	05660					R11	A+B+C	>0.42								
Grey	Nat/Ret	04988	04992		04995	V2	R10	A+B	>0.42	04999	05002	05005					
	Grip/Ret			05369			R11	A+B+C	>0.42								
Black	Nat/Ret	04989	04993		04996	V2	R10	A+B	>0.42	05000	05003	05006					



# Opus

La collezione Opus è ispirata al coccio pesto, un agglomerato cementizio dell'epoca romana, un materiale antico reinterpretato dallo staff R&D di Ceramiche Piemme per creare una serie adatta a rispondere perfettamente alle esigenze dell'architettura contemporanea.

The Opus collection is inspired by Coccio Pesto, a cement agglomeration from the Roman era, an ancient material reinterpreted by Ceramiche Piemme R&D staff to create a series that perfectly meets the needs of contemporary architecture.

Die Inspiration der Opus - Serie ist „Coccio Pesto“, ein Zementagglomerat aus der Römerzeit, ein altes Material, das von den F&E-Mitarbeitern der Ceramiche Piemme neu interpretiert wurde, um eine Serie zu schaffen, die den Anforderungen der zeitgenössischen Architektur perfekt entspricht.

La collection Opus s'inspire de la terre cuite, un aggloméré de ciment de l'époque romaine, un matériau ancien réinterprété par l'équipe R&D de Ceramiche Piemme pour créer une série adaptée aux exigences de l'architecture contemporaine.


4

Colori  
Colours  
Farben  
Couleurs


Opus Album



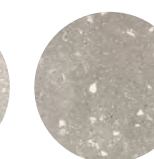
Opus Arena



Opus Cinis



Opus Griseo



3

Formati  
Sizes  
Formate  
Formats

120×120  
48"×48"



80×80  
31½"×31½"



60×60  
24"×24"



1

Superfici  
Surfaces  
Oberflächen  
Surfaces

Naturale

i

Effetto Cemento  
Cement Look  
Beton Optik  
Effet Béton

Rivestimento  
Wall Tiles  
Wandfliesen  
Revêtement

Pavimento  
Floor Tiles  
Bodenfliesen  
Sol

Gres fine porcellanato ad impasto colorato  
Coloured-body fine porcelain stoneware  
Feinsteinzeug aus farbiger Masse  
Grès cérame fin à pâte colorée

Tecnologia digitale  
Digital technology  
Digital technologie  
Technologie numérique



## Album



120x120

05194A | Opus Album Nat/Ret



80x80

05190 | Opus Album Nat/Ret



60x60

05184 | Opus Album Nat/Ret

## Cinis



120x120

05196A | Opus Cinis Nat/Ret



80x80

05192 | Opus Cinis Nat/Ret



60x60

05186 | Opus Cinis Nat/Ret

## Arena



120x120

05195A | Opus Arena Nat/Ret



80x80

05191 | Opus Arena Nat/Ret



60x60

05185 | Opus Arena Nat/Ret

## Griseo



120x120

05197A | Opus Griseo Nat/Ret






80x80

05193 | Opus Griseo Nat/Ret



60x60

05187 | Opus Griseo Nat/Ret







## Imballi

Packing  
Verpackung  
Emballage

Formati Sizes		± MM	Pezzi Scatola Pieces/Box Stck/Karton Carreaux/Boite	Mq/Scatola Sqmt/Box Qm/Karton M2/Boite	Kg/Scatola Kgs/Box Kg/Karton Kg/Boite	Scatole/Paletta Boxes/Pallet Karton/Palette Boite/Palette	Mq/Paletta Sqmt/Pallet Qm/Pallet M2/Palette	Kg/Paletta Kgs/Pallet Kg/Pallet Kg/Palette	Formato Paletta Size Pallet Format Pallet Dim. Palette
120x120 (48"x48") Nat/Ret	P	8,5	2	2,88	55,00	24	69,12	1320	135x122x68
80x80 (31½"x31½") Nat/Ret	P	8,5	2	1,28	24,50	54	69,12	1323	124x80x96
60x60 (24"x24") Nat/Ret	P	8,5	4	1,44	26,00	40	57,60	1040	122x82x75
Pezzi Speciali / Special Pieces									
30x60 (12"x24") Step Nat/Ret	P	8,5	6	1,080	21,50	36	-	-	-
4,5x60 (1¾"x24") Battiscopa Nat/Ret	P	8,5	14	0,378	8,00	80	-	-	-

## Riepilogo Gamma

Collection  
Serie  
Gamme

Formati Sizes										Pezzi Speciali Special Pieces	
	120x120 - 48"x48"	80x80 - 31½"x31½"	60x60 - 24"x24"	DIN 51130	DIN 51097	DCOF	BS EN 7976-2	AS 4586 2013	Step 30x60 - 12"x24"	Battiscopa 4,5x60 - 1¾"x24"	
	± 8,5	± 8,5	± 8,5						± 8,5	± 8,5	
Nat/Ret Opus Album	05194A	05190	05184	V2	R10	A+B	>0.42	wet, dry >36	P3	05203	05198
Nat/Ret Opus Arena	05195A	05191	05185	V2	R10	A+B	>0.42	wet, dry >36	P3	05204	05199
Nat/Ret Opus Cinis	05196A	05192	05186	V2	R10	A+B	>0.42	wet, dry >36	P3	05205	05201
Nat/Ret Opus Griseo	05197A	05193	05187	V2	R10	A+B	>0.42	wet, dry >36	P3	05206	05202



# Suprema

La ricerca stilistica per la collezione Suprema trae ispirazione dall'estetica del cemento rasato impiegato nel design d'interni di impronta moderna. Suprema, con le sue molteplici sfumature e le leggere imperfezioni che la rendono unica, è la superficie in gres porcellanato ideale per garantire comfort e resistenza in ambienti residenziali e commerciali dallo stile sobrio ed al passo con i tempi.

The Suprema collection's distinctive style is inspired by the smoothed concrete used in modern interior design. With its unique multiple variations in shade and subtle flaws, Suprema is the ideal porcelain stoneware surface for providing convenient, hard-wearing coverings in residential and commercial locations with tasteful yet contemporary design schemes.

Der Stil der Kollektion Suprema orientiert sich an der Optik von geglättetem Beton, der das moderne Interior-Design prägt. Das Feinsteinzeug Suprema ist aufgrund seiner mannigfaltigen Nuancen und feinen Unregelmäßigkeiten die ideale Lösung für komfortable, strapazierfähige Beläge im privaten und gewerblichen Bereich, die auf schlichte, zeitgemäße Optik setzen.

Pour la collection Suprema, la recherche stylistique puise son inspiration dans l'esthétique du béton lissé appliqué dans les intérieurs modernes. Avec ses innombrables dégradés et ses légères imperfections qui en font une chose unique, Suprema est la surface en grès cérame idéale pour garantir confort et résistance dans les cadres résidentiels et commerciaux affichant un style sobre et actuel.

## 4

Colori  
Colours  
Farben  
Couleurs

Gesso



Sabbia



Terra



Cenere



## 3

Formati  
Sizes  
Formate  
Formats

80×80  
31½"×31½"



60×60  
24"×24"



30×60  
12"×24"



## 2

Superfici  
Surfaces  
Oberflächen  
Surfaces

Naturale

Antislip

## i

Effetto Cemento  
Cement look  
Betonoptik  
Effet Béton

Rivestimento  
Wall Tiles  
Wandfliesen  
Revêtement

Pavimento  
Floor Tiles  
Bodenfliesen  
Sol

Gres fine porcellanato ad impasto colorato  
Coloured-body fine porcelain stoneware  
Feinsteinzeug aus farbiger Masse  
Grès cérame fin à pâte colorée

Tecnologia digitale  
Digital technology  
Digital Technologie  
Technologie numérique



## Gesso




80x80  
**05252** | Suprema Gesso Nat/Ret



60x60  
**03501A** | Suprema Gesso Nat/Ret  
\*Antislip



30x60  
**03492A** | Suprema Gesso Nat/Ret



30x30  
**03509** | Suprema Mosaico Gesso Nat/Ret

## Terra




80x80  
**05254** | Suprema Terra Nat/Ret



60x60  
**03503A** | Suprema Terra Nat/Ret  
\*Antislip



30x60  
**03494A** | Suprema Terra Nat/Ret



30x30  
**03512** | Suprema Mosaico Terra Nat/Ret

## Sabbia




80x80  
**05253** | Suprema Sabbia Nat/Ret



60x60  
**03502A** | Suprema Sabbia Nat/Ret  
**03893A** | Antislip/Ret



30x60  
**03493A** | Suprema Sabbia Nat/Ret



30x30  
**03511** | Suprema Mosaico Sabbia Nat/Ret

## Cenere




80x80  
**05255** | Suprema Cenere Nat/Ret



60x60  
**03504A** | Suprema Cenere Nat/Ret  
\*Antislip



30x60  
**03495A** | Suprema Cenere Nat/Ret



30x30  
**03513** | Suprema Mosaico Cenere Nat/Ret

## Imballi


Packing  
Verpackung  
Emballage

Formati Sizes		± MM	Pezzi Scatola Pieces/Box Stck/Karton Carreaux/Boîte	Mq/Scatola Sqmt/Box Qm/Karton M2/Boîte	Kg/Scatola Kgs/Box Kg/Karton Kg/Boîte	Scatole/Paletta Boxes/Pallet Karton/Palette Boîte/Palette	Mq/Paletta Sqmt/Pallet Qm/Pallet M2/Palette	Kg/Paletta Kgs/Pallet Kg/Pallet Kg/Palette	Formato Paletta Size Pallet Format Pallet Dim. Palette
80x80 (31½"x31½") Nat/Ret	P	8,5	2	1,28	24,50	54	69,12	1323	124x80x96
60x60 (24"x24") Nat/Ret - Antislip/Ret	P	8,5	4	1,44	26,00	40	57,60	1040	122x82x75
30x60 (12"x24") Nat/Ret	P	8,5	7	1,26	22,50	48	60,48	1080	120x80x75
30x30 (12"x12") Mosaico Nat/Ret	P	8,5	5	0,45	8,50	60	-	-	-
Pezzi Speciali / Special Pieces									
4,5x60 (1¼"x24") Battiscopa Nat/Ret	P	8,5	14	0,378	8,00	80	-	-	-

## Riepilogo Gamma

Collection  
Serie  
Gamme

Formati Sizes		80x80 31½"x31½"	60x60 24"x24"	30x60 12"x24"	UPEC		Mosaico 30x30 - 12"x12"	Battiscopa 4,5x60 - 1¼"x24"
		± 8,5	± 8,5	± 8,5	Din 51130	Din 51197		
Gesso	Nat/Ret	05252	03501A	03492A	V2	R9	03509	03518
	*Antislip/Ret							
Sabbia	Nat/Ret	05253	03502A	03493A	V2	R9	03511	03519
	Antislip/Ret		03893A			R11	A+B+C	
Terra	Nat/Ret	05254	03503A	03494A	V2	R9	03512	03521
	*Antislip/Ret							
Cenere	Nat/Ret	05255	03504A	03495A	V2	R9	03513	03522
	*Antislip/Ret							





# Concrete

Lo studio di design per la collezione Concrete trae ispirazione dalla lavorazione del cemento rasato per superfici industriali. Concrete è una superficie dal mood minimale ed allo stesso tempo profondo e ricercato.


The design study for the Concrete collection takes its inspiration from the working of smoothed concrete for industrial surfaces. Concrete is a surface with a minimal and at the same time deep and elegant mood.

Die Designstudie für die Kollektion Concrete ist an der Optik glattgeputzten Betons für Industrieflächen inspiriert. Concrete erzeugt eine minimalistisch und zugleich intensiv und edel wirkende Oberfläche.

Pour la collection Concrete, le design s'inspire du béton ciré utilisé pour la réalisation des surfaces industrielles. Concrete est une surface à l'aspect à la fois essentiel, profond et raffiné.

5

Colori  
Colours  
Farben  
Couleurs



8

Formati  
Sizes  
Formate  
Formats

120×120	60×120	80×80	60,4×60,4 60×60	30,1×60,4 30×60	45,4×45,4
48"×48"	24"×48"	31½"×31½"	24"×24"	12"×24"	18"×18"

3

Superfici  
Surfaces  
Oberflächen  
Surfaces

Naturale      Antislip      Grip

i

Effetto Cemento  
Cement look  
Betonoptik  
Effet Béton

Rivestimento  
Wall Tiles  
Wandfliesen  
Revêtement

Pavimento  
Floor Tiles  
Bodenfliesen  
Sol

Gres fine porcellanato ad impasto colorato  
Coloured-body fine porcelain stoneware  
Feinsteinzeug aus farbiger Masse  
Grès cérame fin à pâte colorée

Tecnologia digitale  
Digital technology  
Digital Technologie  
Technologie numérique



## White



120×120

**05298** | Concrete White Nat/Ret



80×80

**03669A** | Concrete White Nat/Ret




60,4×60,4

**03742A** | Concrete White Nat

60×60

**00934A** | Concrete White Nat/Ret




45,4×45,4

**03797A** | Concrete White Nat



60×120

**05305** | Concrete White Nat/Ret




30,1×60,4

**03754A** | Concrete White Nat

**03759A** | Concrete White Antislip Nat

30×60

**00928A** | Concrete White Nat/Ret



30×30

**00983** | Concrete Mosaico  
White Nat/Ret

## Taupe



120×120

**05349** | Concrete Taupe Nat/Ret



80×80

**03671A** | Concrete Taupe Nat/Ret

**03835A** | Concrete Taupe Antislip Ret




60,4×60,4

**03743A** | Concrete Taupe Nat

60×60

**00935A** | Concrete Taupe Nat/Ret

**02973B** | Concrete Taupe Grip/Ret  
± 20mm



45,4×45,4

**03798A** | Concrete Taupe Nat



60×120

**05306** | Concrete Taupe Nat/Ret

**05583** | Concrete Taupe Grip/Ret ± 20mm



30,1×60,4

**03755A** | Concrete Taupe Nat

**03761A** | Concrete Taupe Antislip Nat

30×60

**00929A** | Concrete Taupe Nat/Ret



30×30

**00984** | Concrete Mosaico  
Taupe Nat/Ret

## Warm Grey



120×120

**05352** | Concrete Warm Grey Nat/Ret



80×80

**03673A** | Concrete Warm Grey Nat/Ret

**03837A** | Concrete Warm Grey Antislip Ret



60,4×60,4

**03745A** | Concrete Warm Grey Nat

60×60

**00937A** | Concrete Warm Grey Nat/Ret

**02975B** | Concrete Warm Grey Grip/Ret  
± 20mm



45,4×45,4

**03800A** | Concrete Warm Grey Nat



60×120

**05308** | Concrete Warm Grey Nat/Ret

**05584** | Concrete Warm Grey Grip/Ret ± 20mm




30,1×60,4

**03757A** | Concrete Warm Grey Nat

**03763A** | Concrete Warm Grey Antislip Nat

30×60

**00932A** | Concrete Warm Grey Nat/Ret



30×30

**00986** | Concrete Mosaico  
Warm Grey Nat/Ret

## Light Grey



120×120

**05351** | Concrete Light Grey Nat/Ret



80×80

**03672A** | Concrete Light Grey Nat/Ret

**03836A** | Concrete Light Grey Antislip Ret



60,4×60,4

**03744A** | Concrete Light Grey Nat

60×60

**00936A** | Concrete Light Grey Nat/Ret

**02974B** | Concrete Light Grey Grip/Ret  
± 20mm



45,4×45,4

**03799A** | Concrete Light Grey Nat



60×120

**05307** | Concrete Light Grey Nat/Ret

**05585** | Concrete Light Grey Grip/Ret ± 20mm




30,1×60,4

**03756A** | Concrete Light Grey Nat

**03762A** | Concrete Light Grey Antislip Nat

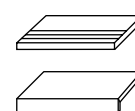
30×60

**00931A** | Concrete Light Grey Nat/Ret

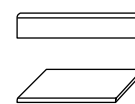


30×30

**00985** | Concrete Mosaico  
Light Grey Nat/Ret




Step 30×60



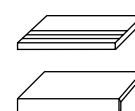
Battiscopa 8×45  
Battiscopa 8×60  
Battiscopa 8×80



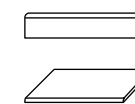
Gradone 30×60 ± 20



Griglia Scolo 18×60 ± 20




Step 30×60



Battiscopa 8×45  
Battiscopa 8×60  
Battiscopa 8×80



Gradone 30×60 ± 20



Griglia Scolo 18×60 ± 20



## Black




**80x80**  
**03674A** | Concrete Black Nat/Ret




**60,4x60,4**  
**03746A** | Concrete Black Nat  
**60x60**  
**00938A** | Concrete Black Nat/Ret



**45,4x45,4**  
**03801A** | Concrete Black Nat



**30,1x60,4**  
**03758A** | Concrete Black Nat  
**03764A** | Concrete Black Antislip Nat  
**30x60**  
**00933A** | Concrete Black Nat/Ret



**30x30**  
**00987** | Concrete Mosaico Black Nat/Ret

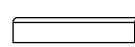
## Imballi

Packing  
Verpackung  
Emballage

Formato / Size		± MM	Pezzi/Scatola Pieces/Box Stck/Karton Carreaux/Boîte	Mq/Scatola Sqmt/Box Qm/Karton M2/Boîte	Kg/Scatola Kgs/Box Kg/Karton Kg/Boîte	Scatole/Paletta Boxes/Pallet Karton/Pallet Boîte/Palette	Mq/Paletta Sqmt/Pallet Qm/Pallet M2 /Palette	Kg/Paletta Kgs/Pallet Kg/Pallet Kg/Palette	Formato Paletta Size Pallet Format Pallet Dim. Palette
120x120 Nat/Ret	P	8,5	2	2,88	55	24	69,12	1320	135x122x68
80x80 Nat/Ret - Antislip/Ret	P	8,5	2	1,28	24,50	54	69,12	1323	124x80x96
60x120 Nat/Ret	P	8,5	2	1,44	28,00	36	51,84	1008	122x82x75
60x120 Grip/Ret	P	20	1	0,72	33,00	36	25,92	1188	122x96x75
60,4x60,4 Nat	P	8,5	4	1,46	26,50	40	58,40	1060	122x82x75
60x60 Nat/Ret	P	8,5	4	1,44	26	40	57,60	1040	122x82x75
60x60 Grip/Ret	P	20	2	0,72	32	32	23,04	1024	120x80x75
45,4x45,4 Nat	P	8,0	6	1,240	21,00	66	81,84	1386	120x80x105
30,1x60,4 Nat - Antislip	P	8,5	7	1,273	23,00	48	61,10	1104	120x80x75
30x60 Nat/Ret	P	8,5	7	1,26	22,50	48	60,48	1080	120x80x75
30x30 Mosaico (Su Rete)	P	8,5	5	0,45	8,5	60			
Pezzi Speciali / Special Pieces									
8x80 Battiscopa	P	8,5	7	0,448	11	65			
8x60 Battiscopa	P	8,5	10	0,48	11	72			
8x45 Battiscopa	P	8,5	30	1,08	23,3	30			
30x60 Step	P	8,5	6	1,08	22	36			
30x60 Gradone	P	20	2	0,36	17	36			
30x60 Elemento L	P	20	2	0,36	17	30			
18x60 Griglia Scolo	P	20	1	0,108	5	48			



Step 30x60



Battiscopa 8x45  
Battiscopa 8x60  
Battiscopa 8x80

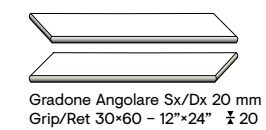


Formati Sizes											UPEC			
	120x120 48"x48"	80x80 31½"x31½"	60x120 24"x48"	60x120 24"x48"	60,4x60,4 24"x24"	60x60 24"x24"	60x60 24"x24"	30,1x60,4 12"x24"	30x60 12"x24"	45,4x45,4 18"x18"	DIN 51130	DIN 51097	DCOF	
White	Nat				03742A			03754A		03797A	V2	R10	A	> 0,42
	Nat/Ret	05298	03669A	05305			00934A		00928A			R11	A+B+C	> 0,42
	Antislip Nat							03759A						
Taupe	Nat				03743A			03755A		03798A	V2	R10	A	> 0,42
	Nat/Ret	05349	03671A	05306			00935A		00929A			R11	A+B+C	> 0,42
	Antislip Nat							03761A						
	Antislip Ret		03835A											
Warm Grey	Nat				03745A			03757A		03800A	V2	R10	A	> 0,42
	Nat/Ret	05352	03673A	05308			00937A		00932A			R11	A+B+C	> 0,42
	Antislip Nat							03763A						
	Antislip Ret		03837A											
Light Grey	Nat				03744A			03756A		03799A	V2	R10	A	> 0,42
	Nat/Ret	05351	03672A	05307			00936A		00931A			R11	A+B+C	> 0,42
	Antislip Nat							03762A						
	Antislip Ret		03836A											
Black	Nat				03746A			03758A		03801A	V2	R10	A	> 0,42
	Nat/Ret		03674A				00938A		00933A			R11	A+B+C	> 0,42
	Antislip Nat							03764A						
	Grip/Ret				05584			02975B						

Formati Sizes	Mosaico 30x30 Su Rete 12"x12" (2"x2" Dot)	
	8,5	8
White	Nat	00983
	Nat/Ret	00984
Taupe	Nat	00986
	Nat/Ret	00985
Warm Grey	Nat	00987
	Nat/Ret	00988

Pezzi Speciali Special Pieces						
Battiscopa 8x80 3¼"x31½"	Battiscopa 8x60 3¼"x24"	Battiscopa 8x45 3¼"x18"	Step 30x60 12"x24"	Gradone 30x60 12"x24"	Elemento L 30x60 12"x24"	Griglia Scolo 18x60 7¼"x24"
01529	00994	00999	01005			
	00989	01001	01007			
	00992	01003	01009		03205	03208
01532	00997					
	00991	01002	01008			
01531	00996				03206	03209
	00993	01004	01011			
01533	00998					

Pezzi Speciali su Richiesta - Special pieces upon request  
Formstücke auf Anfrage - Pièces spéciales sur demande



Gradone Angolare Sx/Dx 20 mm  
Grip/Ret 30x60 - 12"x24" 8,5



Griglia Scolo Angolare Sx/Dx 20 mm  
Grip/Ret 18x60 - 7¼"x24" 8,5



# Venetian Marble

Una collezione ispirata al terrazzo alla veneziana; utilizzato fin dall'antichità in Grecia ha poi raggiunto l'Italia con larga diffusione grazie agli antichi romani prima ed ai nobili veneziani poi.

A collection inspired by the Venetian terrazzo flooring used since ancient times in Greece. It then reached and became widespread in Italy, first of all thanks to the ancient Romans and then to the Venetian nobles.


Die Kollektion ist am venezianischen Terrazzoboden inspiriert, der bereits in der griechischen Antike bekannt war und dann in Italien weite Verbreitung fand - im alten Rom wie später in den Adelshäusern Venedigs.

Une collection inspirée du terrazzo à la vénitienne. Apprécié depuis l'Antiquité en Grèce, le terrazzo a été largement diffusé en Italie par les anciens Romains d'abord et par la noblesse vénitienne ensuite.


4

Colori  
Colours  
Farben  
Couleurs


Rainbow




Cloud



Fog



Storm



3

Formati  
Sizes  
Formate  
Formats

60×120  
24"×48"



60×60  
24"×24"



30×60  
12"×24"



1

Superfici  
Surfaces  
Oberflächen  
Surfaces

Naturale

i

Effetto Contemporaneo  
Contemporary effect  
Moderne Wirkung  
Effet Contemporain

Rivestimento  
Wall Tiles  
Wandfliesen  
Revêtement

Pavimento  
Floor Tiles  
Bodenfliesen  
Sol

Gres fine porcellanato ad impasto colorato  
Coloured-body fine porcelain stoneware  
Feinsteinzeug aus farbiger Masse  
Grès cérame fin à pâte colorée

Tecnologia digitale  
Digital technology  
Digital Technologie  
Technologie numérique



# Venetian Marble

Gres fine porcellanato ad impasto colorato / Tecnologia digitale  
Coloured-body fine porcelain stoneware / Digital technology

Feinsteinzeug aus farbiger Masse / Digital Technologie  
Grès cérame fin à pâte colorée / Technologie numérique


Contemporary  
CONTRACT

## Rainbow




60x120

**02657A** | Venetian Marble Rainbow Nat/Ret



60x60

**02688A** | Venetian Marble Rainbow Nat/Ret



30x60


**03063A** | Venetian Marble Rainbow Nat/Ret

## Cloud



60x120

**02692A** | Venetian Marble Cloud Nat/Ret



60x60

**02689A** | Venetian Marble Cloud Nat/Ret



30x60

**03066A** | Venetian Marble Cloud Nat/Ret

## Fog



60x120

**02693A** | Venetian Marble Fog Nat/Ret



60x60

**02690A** | Venetian Marble Fog Nat/Ret



30x60


**03067A** | Venetian Marble Fog Nat/Ret

## Storm




60x120

**02694A** | Venetian Marble Storm Nat/Ret



60x60

**02691A** | Venetian Marble Storm Nat/Ret



30x60

**03068A** | Venetian Marble Storm Nat/Ret

# Venetian Marble

## Imballi

Packing  
Verpackung  
Emballage

Formati Sizes		± MM	Pezzi Scatola Pieces/Box Stck/Karton Carreaux/Boîte	Mq/Scatola Sqmt/Box Qm/Karton M2/Boîte	Kg/Scatola Kgs/Box Kg/Karton Kg/Boîte	Scatole/Paletta Boxes/Pallet Karton/Palette Boîte/Palette	Mq/Paletta Sqmt/Pallet Qm/Pallet M2/Palette	Kg/Paletta Kgs/Pallet Kg/Pallet Kg/Palette	Formato Paletta Size Pallet Format Pallet Dim. Palette
60x120 (24"x48") Nat/Ret	P	8,5	2	1,44	28,00	36	51,84	1008	122x82x75
60x60 (24"x24") Nat/Ret	P	8,5	4	1,44	26,00	40	57,60	1040	122x82x75
30x60 (12"x24") Nat/Ret	P	8,5	7	1,26	22,50	48	60,48	1080	120x80x75
Pezzi Speciali / Special Pieces									
30x60 (12"x24") Step Nat/Ret	P	8,5	6	1,080	21,50	36	-	-	-
8x60 (3 1/2"x24") Battiscopa Nat/Ret	P	8,5	10	0,480	11,00	72	-	-	-

## Riepilogo Gamma

Collection  
Serie  
Gamme

	Formati Sizes				Pezzi Speciali Special Pieces		
					Step 30x60 - 12"x24"	Battiscopa 8x60 - 3 1/2"x24"	
Rainbow	Nat/Ret	02657A	02688A	03063A	V3	02812	02695
Cloud	Nat/Ret	02692A	02689A	03066A	V3	02813	02696
Fog	Nat/Ret	02693A	02690A	03067A	V3	02814	02697
Storm	Nat/Ret	02694A	02691A	03068A	V3	02815	02698



## TECHNICAL DATA

Dati Tecnici / Technische Daten / Fiches Techniques

### 358 PEZZI SPECIALI

Special pieces / Formstücke /  
Pièces spéciales

### 363 GUIDA ALLA LETTURA

Reading Guide / Leseanleitung /  
Guide a la lecture

### 364 NOTE TECNICHE 120x120 / 120x280

120x120 - 120x280 Technical Notes / Technische Hinweise 120x120 - 120x280 /  
Notes Techniques 120x120 - 120x280

### 366 NORME DI POSA

Installation instructions / Hinweise Für Die Verlegung /  
Pose

### 368 NORME DI MANUTENZIONE

Cleaning / Hinweise Zur Pflege /  
Règles D'entretien

### 370 GRES FINE PORCELLANATO

Porcelain Stoneware / Feinsteinzeug /  
Grès Cérame

### 371 PASTA BIANCA

White Body / Weißscherbig /  
Pâte Blanche

### 372 CERTIFICAZIONI

Certifications / Zertifizierungen /  
Certifications

### 376 CONDIZIONI DI VENDITA

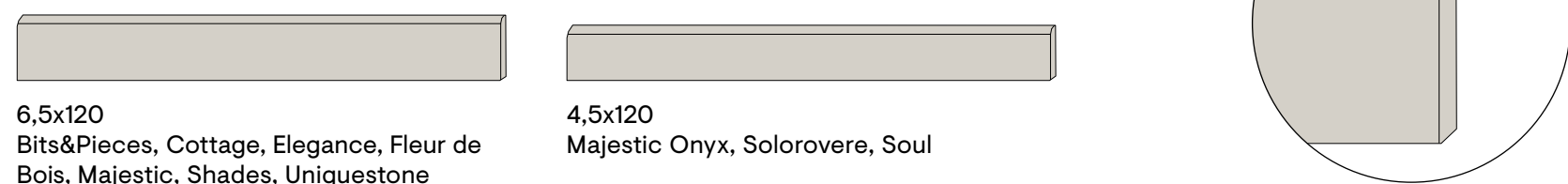
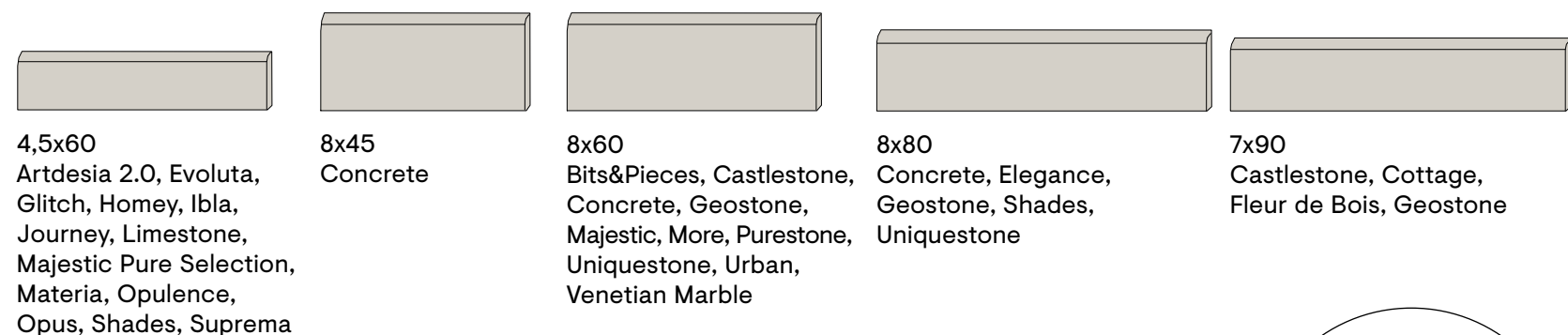
General Terms and Conditions of Sale / Allgemeine Verkaufsbedingungen /  
Conditions Generales de Vente



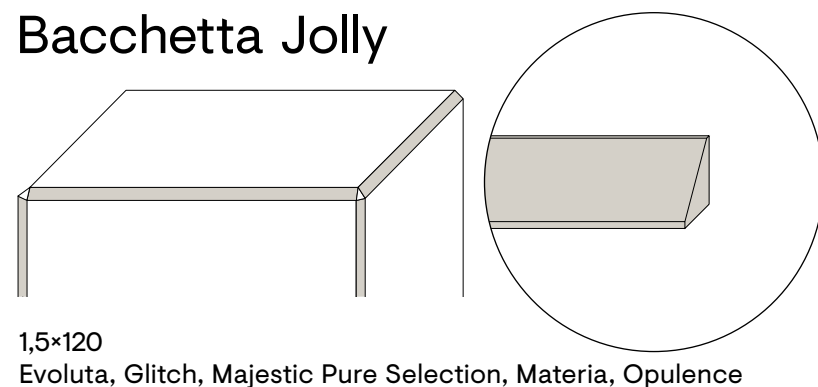
# Pezzi Speciali

Special pieces  
Formstücke  
Pièces spéciales

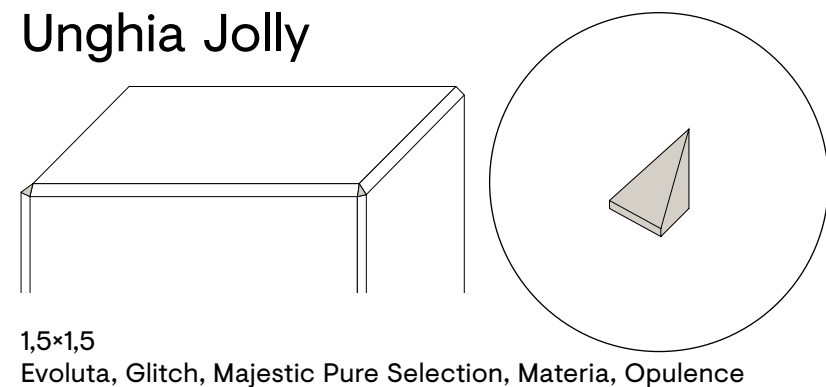
## Battiscopa



## Bacchetta Jolly




## Unghia Jolly



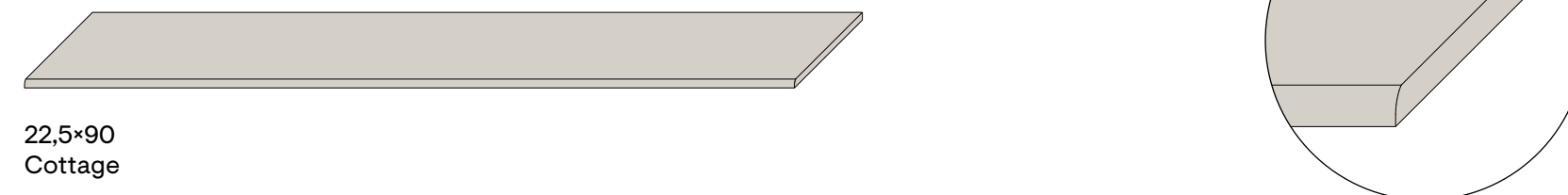
## Step

(becco civetta e fresature tecniche - bullnose edge with grooves)




## Step

(becco civetta tecnico - bullnose edge)




## Step

(becco civetta digitale a caldo - hot digital bullnose edge)




## Step

(becco civetta tecnico - bullnose edge)



## Gradino Costa Retta

(ottenuto per taglio e incollaggio - obtained by cutting and gluing)






# Pezzi Speciali 20mm

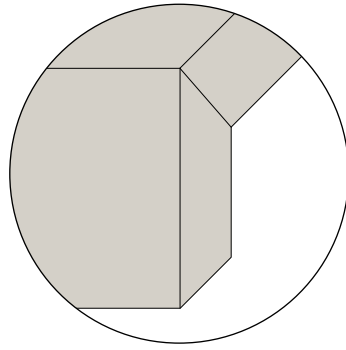
20mm special pieces  
Formstücke 20mm  
Pièces spéciales 20mm

## Elemento L

(ottenuto per taglio e incollaggio - obtained by cutting and gluing)



30x60x5 Sp.20mm Concrete, Urban  
30x90x5 Sp.20mm Materia

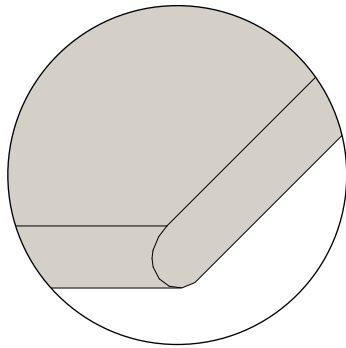


## Gradone

(Toro tecnico - full bullnose edge)



30x60 Sp.20mm Concrete, Urban  
33x90 Sp.20mm Materia

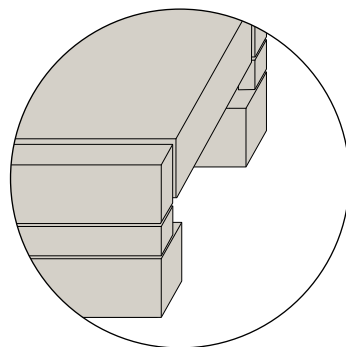


## Griglia Scolo

(ottenuto per taglio e incollaggio - obtained by cutting and gluing)



18x60 Sp.20mm Concrete, Urban  
18x90 Sp.20mm Materia



# Pezzi Speciali 20mm su Richiesta


20mm special pieces upon request  
Formstücke 20mm auf Anfrage  
Pièces spéciales 20mm sur demande

## Gradone Angolare

(toro tecnico - full bullnose edge)

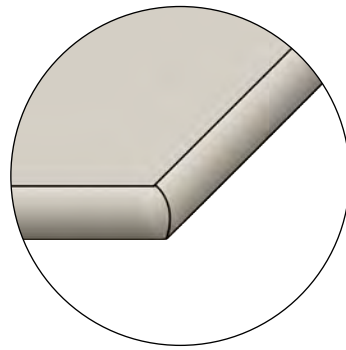


Angolo Sx



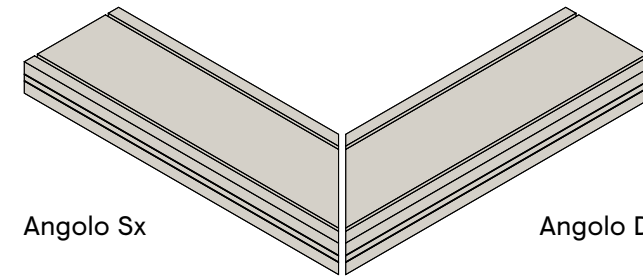
Angolo Dx

30x60 Sp.20mm Concrete, Urban  
33x90 Sp.20mm Materia



## Griglia Scolo Angolare

(ottenuto per taglio e incollaggio - obtained by cutting and gluing)

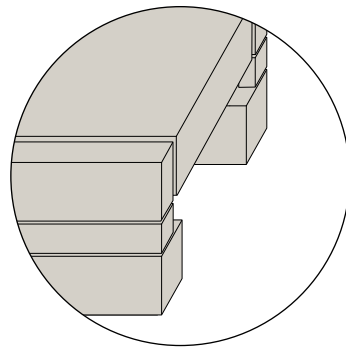


Angolo Sx

Angolo Dx

18x60 Sp.20mm Concrete, Urban

18x90 Sp.20mm Materia





# Guida alla Lettura


Reading Guide  
Leseanleitung  
Guide à la lecture

 Spessore  
Thickness  
Stärke  
Épaisseur

Variazione nelle sfumature di colore  
Color shade variations  
Variation der Farbnuancen  
Variation des nuances de couleur


Certificazioni  
Certifications  
Prüfzeugnisse  
Certifications

P Gres fine porcellanato  
Porcelain Stoneware  
Feinsteinzeug  
Grès Cérame


 V1 Aspetto uniforme  
Uniform appearance  
Gleichförmiges aussehen  
Aspect uniforme




PB Pasta Bianca  
White Body  
Weißscherbisig  
Pâte Blanche

 V2 Variazione leggera  
Slight variation  
Leichte variation  
Légère variation



 V3 Variazione moderata  
Moderate variation  
Mäßige variation  
Variation modeste

Resistenza alla scivolosità  
Skid resistance  
Rutschfestigkeit  
Resistance au glissement

 V4 Variazione casuale  
Random variation  
Zufällige variation  
Variation fortuite

DIN 51130	DIN 51097	DCOF
R11	A+B+C	>0,42

Tutti i formati sono nominali.  
Gli spessori riportati in questo catalogo sono nominali e possono variare a seconda dei formati e delle finiture.  
I colori e le caratteristiche estetiche dei prodotti sono quanto più possibile vicini a quelli reali, nei limiti consentiti dai processi di stampa.

All sizes are nominal.  
The thickness mentioned on this catalogue are nominal and can be different according to the sizes and the finishes.  
The colours and appearance features of the products are as close as possible to reality, within the limitation of the printing process.

Die Formate sind Nennwerte.  
Die in diesem Katalog angegebenen Fliesenstärke sind nominal und können, je nach Format oder Oberfläche, verschieden sein.  
Die Farben und die ästhetischen Eigenschaften der Produkte entsprechen der Wirklichkeit, innerhalb den von dem Druckverfahren erlaubten Grenzen.

Tous les formats sont nominaux.  
Les épaisseurs reportées sur ce catalogue sont nominales et peuvent varier suivant les formats et les finitions.  
Les couleurs et les caractéristiques esthétiques sont fidèles aux couleurs et caractéristique réelles dans les limites des procédés d'impression.

Все форматы являются номинальными.  
Указанная в данном каталоге толщина является номинальной и может изменяться в зависимости от форматов и отделки.  
Цвета и эстетические характеристики изделий максимально приближены к реальным, в рамках возможностей типографских процессов.



# Note Tecniche 120x120 / 120x280

120x120 / 120x280 Technical Notes

Technische Hinweise 120x120 / 120x280

Notes Techniques 120x120 / 120x280

\_\_\_\_\_

\_\_\_\_\_

### SUGGERIMENTI DI IMPIEGO

UN FORMATO VERSATILE CHE, GRAZIE ALLE CARATTERISTICHE TECNICHE DI ROBUSTEZZA, RESISTENZA A SBALZI TERMICI E FACILITÀ DI LAVORAZIONE, È IDEALE PER NUMEROSE DESTINAZIONI D'USO. IL GRANDE FORMATO PERMETTE DI RIVESTIRE LE SUPERFICI CON SEMPRE MENO FUGHE CREANDO UNA CONTINUITÀ VISIVA DELLA MATERIA: IL RISULTATO È UNO SPAZIO DOVE ARCHITETTI E INTERIOR DESIGNER POSSONO PROGETTARE SENZA RINUNCIARE ALLA BELLEZZA E QUALITÀ DEI MATERIALI.

#### POSA / MOVIMENTAZIONE DELLE LASTRE

DURANTE LE VERIFICHE PRELIMINARI SUL CANTIERE È OPPORTUNO ACCERTARE ANCHE LA POSSIBILITÀ DI MOVIMENTARE FACILMENTE LE LASTRE ALL'INTERNO DEI LOCALI DI POSA. TUTTI I FORMATI CHE SUPERANO I 100 CM SIA DI LUNGHEZZA CHE DI LARGHEZZA DEVONO ESSERE MANEGGIATI DA 2 POSATORI. PER UNA CORRETTA GESTIONE DELLE LASTRE, A PARTIRE DALLA FASE DI APERTURA DEGLI IMBALLI, È NECESSARIO AVVALERSI DI DISPOSITIVI IDONEI PER LA MOVIMENTAZIONE. PER LA MOVIMENTAZIONE MANUALE E LA SUCCESSIVA POSA IN OPERA DELLE LASTRE DI GRANDI DIMENSIONI, AL FINE DI GARANTIRE LA SICUREZZA PER GLI OPERATORI E L'INTEGRITÀ DEL MATERIALE, È VIVAMENTE CONSIGLIATO L'UTILIZZO DI BARRE DI MOVIMENTAZIONE CON VENTOSE.

GLI APPOSITI CARRELLI DI MOVIMENTAZIONE SONO IDEALI SUL CANTIERE COME “MAGAZZINO” PER UNA O PIÙ LASTRE, OLTRE CHE PER EFFETTUARE IN TOTALE SICUREZZA L'OPERAZIONE DI SPALMATURA DELL'ADESIVO SUL RETRO DELLA LASTRA.

#### TAGLIO DELLE LASTRE

È OPPORTUNO EFFETTUARE LE OPERAZIONI DI TAGLIO SU UNA SUPERFICIE PIANA, STABILE E PLANARE. È CONSIGLIATO L'UTILIZZO DI GUIDE DA TAGLIO PROFESSIONALI CON CARRELLO INCISORE. UNA VOLTA RIMOSSA LA LASTRA DALL'IMBALLO E POSIZIONATA SUL PIANO DI LAVORO SEGNARE ALLE DUE ESTREMITÀ LA DIMENSIONE DA ASPORTARE. POSIZIONARE E BLOCCARE LA GUIDA DI TAGLIO, TENENDO CONTO DELLA DISTANZA DEL DISCO DI TAGLIO. INCIDERE LE ESTREMITÀ DELLA LASTRA PER CIRCA 5 CM SPINGENDO IL CARRELLO DI INCISIONE DALL'INTERNO VERSO L'ESTERNO. PROCEDERE POI CON L'INCISIONE DELLA LASTRA AVENDO CURA DI ESERCITARE UNA PRESSIONE ED UN AVANZAMENTO DEL CARRELLO COSTANTI PER TUTTA LA LUNGHEZZA DEL TAGLIO. TRASLARE LA LASTRA IN MODO DA PORTARE LA LINEA DI INCISIONE AL DI FUORI DEL PIANO DI LAVORO DI CIRCA 5/10 CM. RIMUOVERE LA GUIDA DI INCISIONE ED INIZIARE L'OPERAZIONE DI TRONCATURA POSIZIONANDO L'APPOSITA PINZA IN CORRISPONDENZA DELLA LINEA INCISA; ESERCITARE UNA PRESSIONE LEGGERA E PROGRESSIVA VERSO IL BASSO. QUEST'OPERAZIONE RISULTERÀ MOLTO SEMPLICE IN QUANTO I PRODOTTI SONO PRIVI DI TENSIONATURE E PER QUESTO FACILMENTE LAVORABILI. A QUESTO PUNTO SI PUÒ PROCEDERE CON LA FINITURA, CHE DOVRÀ ESSERE EFFETTUATA UTILIZZANDO GLI APPOSITI TAMPONI DIAMANTATI O IN ALTERNATIVA MEDIANTE DISCHI RESINOSI ABRASIVI.

#### TAGLI A L / SCASSI / FORI RETTANGOLARI

TRACCIARE LA PORZIONE DA ASPORTARE SULLA LASTRA ED ESEGUIRE SUCCESSIVAMENTE, IN CORRISPONDENZA DEL PUNTO DI UNIONE DELLE LINEE, FORI DI DIAMETRO 6/8 CON FORETTI DIAMANTATI A UMIDO. CONGIUNGERE POI I FORI MEDIANTE UNA SMERIGLIATRICE ANGOLARE EQUIPAGGIATA CON DISCO DIAMANTATO (DIAMETRO MAX. 125 MM).

#### INCOLLAGGIO

È NECESSARIO UTILIZZARE LA TECNICA A DOPPIA SPALMATURA, OVVERO IL COLLANTE DEV'ESSERE APPLICATO SIA SUL FONDO DI POSA CHE SUL RETRO DELLA PIASTRELLA. È CONSIGLIATO UTILIZZARE UN ADESIVO A BASE CEMENTIZIA A LETTO PIENO DI CLASSE C2F S1/S2. BISOGNA ASSICURARSI CHE LA SUPERFICIE DA RIVESTIRE SIA CONSISTENTE, PLANARE, NON UNTA E PRIVA DI POLVERE. ELIMINARE LE POLVERI CHE POTREBBERO TROVARSI A CONTATTO DELLE LASTRE. CON L'UTILIZZO DI UNA SPATOLA A DENTI INCLINATI CON DENTE MINIMO DI 8 MM, STENDERE IL COLLANTE SULLA SUPERFICIE DA RIVESTIRE CON MOVIMENTI LINEARI E MAI CIRCOLARI. SUL RETRO DELLA LASTRA INVECE STENDERE IL COLLANTE UTILIZZANDO UNA SPATOLA DENTATA MAI INFERIORE A 5 MM (TENENDO CONTO CHE LA SOMMA DELLE SPATOLE UTILIZZANTE PER SOTTOFONDO E LASTRA DEV'ESSERE COMPRESA TRA I 13 E 14 MM). PER UNA CORRETTA POSA DI MAX&THIN È RACCOMANDATO FAR DEFLUIRE, PER VIBRAZIONE, LE BOLLE D'ARIA CHE POSSONO CREARSI FRA LA PIASTRELLA E L'ADESIVO FINO A OTTENERE IL “LETTO PIENO” DI COLLANTE. PER QUESTA FASE È CONSIGLIABILE UTILIZZARE UN BATTITORE MANUALE IN GOMMA OPPURE UTILIZZARE I DISPOSITIVI ELETTRICI BATTI-PIASTRELLE. LO STRATO ADESIVO DEV'ESSERE ALMENO DI 4 MM QUINDI È PREFERIBILE UTILIZZARE DEI DISTANZIALI LIVELLANTI PER EVITARE DELLE INTERRUZIONI NELLA MASSA ADESIVA. IN RELAZIONE ALLA POSIZIONE DEI GIUNTI DI DILATAZIONE, LA FUGA MINIMA CONSIGLIATA È DI 2 MM. NEL CASO DI PAVIMENTI E PARETI A CONTATTO, DA POSARE ENTRAMBI CON LASTRE CERAMICHE, È FONDAMENTALE MANTENERE LA LARGHEZZA MINIMA DI 2 MM PER UN RISULTATO DURATURO NEL TEMPO. È POSSIBILE EVENTUALMENTE REALIZZARE FUGHE INFERIORI A RIVESTIMENTO DOPO OPPORTUNE VERIFICHE TECNICHE DA EFFETTUARSI SUL CANTIERE. È NECESSARIO RIEMPIRE LE FUGHE PER ALMENO I 2/3 DELLO SPESSORE CON L'APPOSITO SIGILLANTE. PRESTARE ATTENZIONE ALL'EVENTUALE PRESENZA DI RESIDUI DI ADESIVO ALL'INTERNO DELLE FUGHE.

#### SUGGESTIONS FOR USE

A VERSATILE SIZE WHICH, THANKS TO ITS TECHNICAL FEATURES – STURDINESS, RESISTANCE TO HEAT FLUCTUATIONS AND EASY WORKABILITY – IS IDEAL FOR A WHOLE RANGE OF DIFFERENT USES. THE LARGE SIZE PERMITS COVERING SURFACES WITH INCREASINGLY FEWER JOINTS, THUS CREATING A VISUAL CONTINUITY OF THE MATERIAL: THE RESULT IS A SPACE WHERE ARCHITECTS AND INTERIOR DESIGNERS CAN GET TO WORK WITHOUT GIVING UP THE BEAUTY AND QUALITY OF THE MATERIALS.

#### INSTALLATION / SHEET HANDLING

DURING PRELIMINARY INSPECTIONS ON THE WORK SITE, IT IS ALSO BEST TO DETERMINE THE POSSIBILITY OF EASILY MOVING THE SHEETS INSIDE THE INSTALLATION PREMISES. ALL SIZES EXCEEDING 100 CM IN LENGTH OR WIDTH MUST BE HANDLED BY TWO INSTALLERS. FOR CORRECT SHEET MANAGEMENT, STARTING FROM PACKAGE OPENING, SUITABLE HANDLING DEVICES MUST BE USED. FOR MANUAL MOVEMENT AND SUBSEQUENT INSTALLATION OF LARGE SHEETS, TO ENSURE OPERATOR SAFETY AND MATERIAL INTEGRITY, THE USE IS STRONGLY ADVISABLE OF HANDLING BARS FEATURING SUCTION-CUPS. SPECIFIC HANDLING CARRIAGES ARE IDEAL ON THE WORKSITE AS “MAGAZINES” FOR ONE OF MORE SHEETS, AS WELL AS FOR SPREADING THE ADHESIVE ON THE REAR OF THE SHEETS IN TOTAL SAFETY.

#### SHEET CUTTING

CUTTING OPERATIONS ARE BEST PERFORMED ON A FLAT AND STABLE SURFACE. THE USE IS RECOMMENDED OF PROFESSIONAL CUTTING GUIDES WITH SCORING UNIT. ONCE THE SHEET HAS BEEN REMOVED FROM THE PACKAGING AND POSITIONED ON THE WORKTOP, THE PART TO BE REMOVED MUST BE MARKED AT THE TWO ENDS. POSITION AND BLOCK THE CUTTING GUIDE, TAKING INTO ACCOUNT THE DISTANCE OF THE CUTTING DISC. SCORE THE ENDS OF THE SHEET BY ABOUT 5 CM, PUSHING THE SCORING UNIT FROM INSIDE TOWARDS THE OUTSIDE. THEN PROCEED TO SCORE THE SHEET, BEING CAREFUL TO APPLY A PRESSURE AND A FORWARD MOVEMENT OF THE UNIT WHICH IS CONSTANT ALONG THE ENTIRE LENGTH OF THE CUT. MOVE THE SHEET SO AS TO BRING THE SCORE LINE OUTSIDE THE WORKTOP BY ABOUT 5/10 CM. REMOVE THE SCORING GUIDE AND START THE CUTTING-OFF OPERATION, POSITIONING THE SPECIFIC GRIPPER ON THE SCORE LINE; APPLY A SLIGHT AND GRADUAL PRESSURE DOWNWARDS. THIS OPERATION WILL PROVE TO BE VERY SIMPLE BECAUSE THE PRODUCTS ARE WITHOUT TENSIONING AND ARE THEREFORE EASY TO WORK. AT THIS POINT, FINISHING OPERATIONS CAN BEGIN USING DIAMOND HAND PADS OR, ALTERNATIVELY, ABRASIVE RESIN DISCS.

#### L CUTS / SLOTS / RECTANGULAR HOLES

MARK THE PORTION TO BE REMOVED ON THE SHEET AND, AFTERWARDS, AT THE LINE JOINING POINT, MAKE 6/8 DIAMETER HOLES USING WET DIAMOND CORE BITS. SUBSEQUENTLY JOINT THE HOLES USING AN ANGLE GRINDER FEATURING A DIAMOND DISC (MAX DIAMETER 125 MM).

#### GLUING

THE DOUBLE APPLICATION METHOD MUST BE USED, MEANING THE ADHESIVE MUST BE APPLIED BOTH ON THE INSTALLATION SURFACE AND ON THE BACK OF THE TILE. IT IS BEST TO USE A FULL-SPREAD CEMENT BASE ADHESIVE IN CLASS C2F S1/S2. MAKE SURE THE SURFACE TO BE COVERED IS CONSISTENT, FLAT, NOT GREASY AND DEVOID OF DUST. ELIMINATE ANY DUST THAT COULD COME INTO CONTACT WITH THE SHEETS. USING AN INCLINED-TOOTH SPATULA WITH MIN. 8 MM TOOTH, SPREAD THE ADHESIVE ON THE SURFACE TO BE COVERED WITH LINEAR, AND NEVER CIRCULAR MOVEMENTS. ON THE BACK OF THE SHEET INSTEAD, SPREAD THE ADHESIVE USING A TOOTHED SPATULA NEVER BELOW 5 MM (TAKING INTO ACCOUNT THAT THE SUM OF THE SPATULAS USED FOR SUBSTRATE AND SHEET MUST BE BETWEEN 13 AND 14 MM). TO CORRECTLY INSTALL MAXI&THIN, MAKE SURE THE AIR BUBBLES WHICH COULD FORM BETWEEN THE TILE AND THE ADHESIVE ARE REMOVED BY VIBRATION, UNTIL A “FULL SPREAD” OF ADHESIVE IS OBTAINED. AT THIS POINT, IT IS BEST TO USE A MANUAL RUBBER BEATER OR POWER TILE-BEATING DEVICES. THE ADHESIVE LAYER MUST BE AT LEAST 4 MM THICK AND CONSEQUENTLY LEVELLING SPACERS ARE BEST USED TO AVOID INTERRUPTIONS IN THE ADHESIVE MASS. AS REGARDS THE POSITION OF THE EXPANSION JOINTS, THE MINIMUM SUGGESTED JOINT IS 2 MM. IN THE CASE OF FLOORS AND WALLS IN CONTACT, TO INSTALL BOTH CERAMIC SHEETS AND ENSURE A LONG-LASTING RESULT, IT IS CRUCIAL TO MAINTAIN A MINIMUM WIDTH OF 2 MM. SMALLER JOINTS MAY BE MADE ON WALLS AFTER CARRYING OUT SPECIFIC TECHNICAL TESTS ON THE WORKSITE. AT LEAST 2/3 OF JOINT THICKNESS MUST BE FILLED WITH SPECIFIC SEALANT. MIND THERE IS NO ADHESIVE RESIDUE INSIDE THE JOINTS.

#### ANWENDUNGSDIEEN

EIN VIELSEITIGES FORMAT, DAS DANK TECHNISCHER MERKMALE WIE FESTIGKEIT, TEMPERATURWECHSELBESTÄNDIGKEIT UND EINFACHE VERARBEITUNG FÜR ZAHLREICHE EINSATZBEREICHE IDEAL IST. DAS GROSSFORMAT ERLAUBT DIE VERKLEIDUNG VON OBERFLÄCHEN MIT IMMER WENIGER FUGEN UND LÄSST EINE OPTISCHE KONTINUITÄT DER MATERIE ENTSTEHEN: DAS RESULTAT IST EIN RAUM, IN DEM ARCHITECTEN UND INTERIEUR DESIGNER PLANEN KÖNNEN, OHNE ABSTRICHE AN DIE SCHÖNHEIT UND QUALITÄT DER MATERIALIEN MACHEN ZU MÜSSEN.

#### VERLEGUNG/BEWEGUNG DER PLATTEN

WÄHREND DER VORAB-PRÜFUNGEN AUF DER BAUSTELLE IST AUCH SICHERZUSTELLEN, DASS DIE PLATTEN IN DEN VERLEGERÄUMEN PROBLEMLOS BEWEGT WERDEN KÖNNEN. ALLE FORMATE ÜBER 100 CM LÄNGE BZW. BREITE MÜSSEN VON 2 FLIESENLEGERN BEWEGT WERDEN. FÜR EIN KORREKTES HANDLING DER PLATTEN, ANGEFANGEN MIT DEM AUSPACKEN, SIND GEEIGNETE BEWEGUNGSMITTEL ZU VERWENDEN. FÜR DIE MANUELLE BEWEGUNG UND DIE ANSCHLESSENDE VERLEGUNG DER GROSSEN PLATTEN EMPFIEHLT SICH DRINGEND, ZUR GEWÄHRLEISTUNG DER SICHERHEIT DES PERSONALS UND DER UNVERSEHRTHEIT DES MATERIALS STANGEN MIT SAUGKÖPFEN ZU VERWENDEN. SPEZIELLE ROLLWAGEN SIND AUF DER BAUSTELLE IDEAL ALS „MAGAZIN“ FÜR EINE ODER MEHRERE PLATTEN, UND SIE ERLAUBEN AUCH, DEN KLEBER IN VÖLLIGER SICHERHEIT AUF DIE PLATTENRÜCKSEITE AUFZUTRAGEN.

#### SCHNEIDEN DER PLATTEN

DER SCHNITT SOLLTE AUF EINER STABILEN UND EBENEN FLÄCHE ERFOLGEN. WIR EMPFEHLEN DIE VERWENDUNG PROFESSIONELLER FÜHRUNGSSCHIENEN MIT RITZSCHLITTEN. NACH DEM AUSPACKEN DER PLATTE UND IHRER POSITIONIERUNG AUF DER ARBEITSFLÄCHE IST DAS ABZUSCHNEIDENDE STÜCK AN DEN BEIDEN ENDEN ZU MARKIEREN. DIE FÜHRUNGSSCHIE NE POSITIONIEREN UND BLOCKIEREN; DABEI DEN ABSTAND DER TRENNSCHEIBE BERÜCKSICHTIGEN. DIE PLATTENENDEN ETWA 5 CM LANG EINRITZEN UND DEN RITZSCHLITTEN DABEI VON INNEN NACH AUSSEN SCHIEBEN. ANSCHLIESSEND DIE PLATTE WEITER EINRITZEN UND DABEI DARAUF ACHTEN, DEN RITZSCHLITTEN ÜBER DIE GESAMTE SCHNITTLÄNGE KONSTANT ANZUDRÜCKEN UND VORZUSCHIEBEN. DIE PLATTE SO VERSCHIEBEN, DASS DIE RITZLINIE SICH UM CIRCA 5-10 CM AUSSERHALB DER ARBEITSFLÄCHE BEFINDET. FÜHRUNGSSCHIE NE ENTFERNEN UND MIT DEM ABTRENNEN BEGINNEN, INDEM DIE ZANGE AN DER RITZLINIE ANGESETZT WIRD; LEICHTEN UND ZUNEHMENDEN DRUCK NACH UNTEN AUSÜBEN. DIESER VORGANG IST SEHR EINFACH, DA DIE FRAGMENTS-PLATTEN SPANNUNGSFREI SIND UND SICH DAHER LEICHT BEARBEITEN LASSEN. NUN KANN DAS SCHLEIFEN BEGINNEN, WOZU ENTSPRECHENDE DIAMANT-SCHLEIFKISSEN ODER GEHARZTE SCHLEIFSCHLEIBEN ZU VERWENDEN SIND.

#### L-SCHNITTE / AUSSCHNITTE/RECHTECKIGE BOHRUNGEN

DEN ZU ENTFERNENEN TEIL AUF DER PLATTE ANREISSEN UND ANSCHLIESSEND AM SCHNITTPUNKT DER LINIEN MIT DER DIAMANTSTICHSÄGE BOHRUNGEN MIT DURCHMESSER 6/8 NASS AUSFÜHREN. DIE BOHRUNGEN NUN MIT EINEM WINKELSCHLEIFER MIT DIAMANTSCHLEIFSCHLEIBE (MAX. DURCHMESSER 125 MM) VERBINDEN.

#### VERKLEBEN

ERFOLGT BEIDSEITIG, DAS HEISST DER KLEBER MUSS SOWOHL AUF DEM VERLEGEUNTERGRUND ALS AUCH AUF DER PLATTENRÜCKSEITE AUFGETRAGEN WERDEN. ES EMPFIEHLT SICH ZEMENTKLEBER DER KLASSE C2F S1/S2, DER BLASENFREI AUFGETRAGEN WIRD. ES IST SICHERZUSTELLEN, DASS DIE ZU VERFLIESENDE OBERFLÄCHE FEST UND EBEN, FETT- UND STAUBFREI IST. EVENTUELLEN STAUB VON DEN PLATTEN BESEITIGEN. DEN KLEBER MIT EINER ZAHNSPACHTEL MIT SCHRÄGZAHNUNG VON MINDESTENS 8 MM MIT GERADLINIGEN UND NIEMALS KREISFÖRMIGEN BEWEGUNGEN AUF DIE ZU VERKLEIDENDE OBERFLÄCHE AUFTRAGEN. AUF DER PLATTENRÜCKSEITE WIRD DER KLEBER DAGEGEN MIT EINER ZAHNSPACHTEL VON MINDESTENS 5 MM AUFGETRAGEN (ES IST ZU BEACHTEN, DASS DIE SUMME DER FÜR UNTERGRUND UND PLATTE VERWENDETEN SPACHTELZÄHNE ZWISCHEN 13 UND 14 MM LIEGEN MUSS). FÜR EINE KORREKTE VERLEGUNG VON MAXI&THIN SIND DURCH RÜTTELN DIE LUFTBLASEN, DIE ZWISCHEN FLIESE UND KLEBER ENTSTEHEN KÖNNEN, ZU BESEITIGEN, BIS EIN KOMPAKTES, BLASENFREIES KLEBERBETT ENTSTeht. IN DIESER PHASE SOLLTEN EIN MANUELLER GUMMIKLOPFER ODER ELEKTRISCHE FLIESENKLOPFER VERWENDET WERDEN. DIE KLEBERSCHICHT MUSS WENIGSTENS 4 MM DICK SEIN; DESHALB SOLLTEN NIVELLIER-DISTANZSTÜCKE VERWENDET WERDEN, DAMIT KEINE UNTERBRECHUNGEN IN DER KLEBERMASSE ENTSTEHEN. DEHNUNGSFUGEN SOLLTEN MINDESTENS 2 MM BREIT SEIN. WERDEN WAND UND BODEN ANEINANDERNERTOSSEND VERFLIEST, SO IST FÜR EIN DAUERHAFTES ERGEBNIS EINE FUGENBREITE VON MINDESTENS 2 MM UNERLÄSSLICH. ES IST GÖMLICH, NACH ENTSPRECHENDEN TECHNISCHEN PRÜFUNGEN VOR ORT AN DER WAND EVENTUELL SCHMALER ZU VERFUGEN. DIE FUGEN SIND ZU WENIGSTENS 2/3 DER FLIESENSTÄRKE MIT DER ENTSPRECHENDEN FUGENMASSE ZU FÜLLEN. ES IST AUF EVENTUELLE KLEBERRÜCKSTÄNDE IN DEN FUGEN ZU ACHTEN.

#### CONSEILS D’UTILISATION

GRACE A SES CARACTERISTIQUES TECHNIQUES DE ROBUSTESSE, RESISTANCE AUX ECARTS THERMIQUES ET FACILITE DE PREPARATION, CE FORMAT POLYVALENT EST L'IDEAL POUR DE NOMBREUSES APPLICATIONS.SA TAILLE PERMET DE REVETIR LES SURFACES EN CONFECTIONNANT MOINS DE JOINTS, D'OU LA PERCEPTION VISUELLE D'UNE CONTINUITE DE LA MATIERE. LE RESULTAT EST PARTICULIEREMENT APPRECIABLE : UN ESPACE OUVERT A LA CONCEPTION DES ARCHITECTES D'INTERIEUR ET DES DESIGNERS QUI NE DOIVENT RENONCER NI A LA BEAUTE NI A LA QUALITE DES MATERIAUX.

#### POSE / MANUTENTION DES DALLES

LORS DES VERIFICATIONS PRELIMINAIRES SUR LE CHANTIER VEILLER A ASSURER AUSSI LA FACILITE DE DEPLACEMENT DES DALLES A L'INTERIEUR DES LIEUX DE POSE. POUR QUE LA MANUTENTION DES DALLES SOIT EFFECTUEE CORRECTEMENT, TOUS LES FORMATS DEPASSANT 100 CM, AUSSI BIEN EN LONGUEUR QU'EN LARGEUR, DOIVENT ETRE DEPLACES PAR 2 POSEURS. DES LA PHASE D'OUVERTURE DES EMBALLAGES, UTILISER DES APPAREILS DE MANUTENTION APPROPRIES. LORS DU DEPLACEMENT MANUEL ET DE LA MISE EN ŒUVRE DES DALLES DE GRANDES DIMENSIONS, AFIN DE GARANTIR LA SECURITE DES OUVRIERS ET LE BON ETAT DU MATERIAU, IL EST VIVEMENT CONSEILLE D'UTILISER DES BARRES DE MANUTENTION A VENTOUSES. LES CHARIOTS DE MANUTENTION UTILISES SUR LE CHANTIER PEUVENT SERVIR DE “MAGASIN” POUR UNE OU PLUSIEURS DALLES ET PERMETTENT EN TOUTE SECURITE D'ETALER LA COLLE SUR L'ENVERS DE LA DALLE.

#### COUPE DES DALLES

CETTE OPERATION DOIT ETRE EFFECTUEE SUR UNE SURFACE PLANE, STABILE ET CONSISTANTE. IL EST CONSEILLE D'UTILISER DES GUIDES DE DECOUPEGE PROFESSIONNELS A CHARIOT INCISEUR. UNE FOIS QUE LA DALLE EST SORTIE DE SON EMBALLAGE ET QU'ELLE EST POSITIONNEE SUR LE PLAN DE TRAVAIL, MARQUER AUX DEUX EXTREMITES LA COTE A ENLEVER. POSITIONNNER ET BLOQUER LE GUIDE DE DECOUPEGE EN TENANT COMPTE DE LA DISTANCE DU DISQUE DE COUPE. DECOUPER LES EXTREMITES DE LA DALLE SUR ENVIRON 5 CM EN POUSSANT LE CHARIOT D'INCISION DE L'INTERIEUR VERS L'EXTERIEUR. PASSER ENSUITE AU DECOUPEGE DE LA DALLE EN VEILLANT BIEN A EXERCER UNE PRESSION ET UN AVANCEMENT CONSTANTS DU CHARIOT SUR TOUTE LA LONGUEUR DE LA COUPE. DEPLACER LA DALLE DE MANIERE A PORTER LA LIGNE DE COUPE EN DEHORS DU PLAN DE TRAVAIL D'ENVIRON 5/10 CM. ENLEVER LE GUIDE-COUCPE ET COMMENCER L'OPERATION DE TRONCONNAGE EN POSITIONNANT LA PINCE SPECIALE AU NIVEAU DE LA LIGNE D'INCISION. EXERCER UNE PRESSION LEGERE ET PROGRESSIVE VERS LE BAS. CETTE OPERATION SERA TRES SIMPLE PARCE QUE LES PRODUITS FRAGMENTS NE PRESENTENT PAS DE TENSIONS ET QU'ILS SONT DE CE FAIT FACILES A TRAVAILLER. PROCEDER ALORS A LA FINITION QUI DEVRA ETRE EFFECTUEE EN UTILISANT LES TAMPONS DIAMANTES SPECIAUX OU, A LEUR PLACE, DES DISQUES ABRASIFS RESINEUX.

#### DECOUPES EN L/ EN PROFONDEUR /TROUS RECTANGULAIRES

MARQUER LA PARTIE A ENLEVER SUR LA DALLE ET EFFECTUER ENSUITE, AU NIVEAU DU POINT DE JONCTION DES LIGNES, DES TROUS DE 6/8 CM DE DIAMETRE A L'AIDE DE FORETS DIAMANTES, EN HUMIDE. REUNIR ENSUITE LES TROUS AVEC UNE PONCEUSE D'ANGLE EQUIPEE D'UN DISQUE DIAMANTE (DIAMETRE MAX. 125 MM)

#### ENCOLLAGE

UTILISER LA TECHNIQUE DU DOUBLE ENCOLLAGE C'EST-A-DIRE QUE LA COLLE DOIT ETRE APPLIQUEE A LA FOIS SUR LE FOND DE POSE ET SUR L'ENVERS DU CARREAU. IL EST CONSEILLE D'UTILISER UNE COLLE A BASE DE CIMENT A LIT PLEIN, CLASSE C2F S1/S2. S'ASSURER QUE LA SURFACE A RECOUVRIR EST BIEN CONSISTANTE, PLANE, SANS TRACE DE GRAISSE NI DE POUSSIERE. ELIMINER LA POUSSIERE QUI POURRAIT SE TROUVER A LA SURFACE DES CARREAUX. AVEC UNE SPATULE CRANTEE A DENTS INCLINEES D'AU MOINS 8 MM, ETALER LA COLLE SUR LA SURFACE DE REVETEMENT EN EFFECTUANT DES MOUVEMENTS LINEAIRES, JAMAIS CIRCUAIRES. PAR CONTRE, SUR LE DOS DU CARREAU, ETALER LA COLLE EN UTILISANT UNE SPATULE CRANTEE DONT LES DENTS SONT AU MOINS DE 5 MM (NE PAS OUBLIER QUE LA SOMME DES SPATULES UTILISEES POUR LA SOUS-COUCHE ET LA DALLE DOIT ETRE COMPRISE ENTRE 13 ET 14 MM). POUR REALISER CORRECTEMENT LA POSE DE MAXI&THIN IL EST RECOMMANDE DE CHASSER, PAR VIBRATION, LES BULLES D'AIR SUSCEPTIBLES DE SE FORMER ENTRE LE CARREAU ET LA COLLE DE MANIERE A OBTENIR UNE COUCHE DE COLLE “PLEINE”. POUR CETTE PHASE IL EST CONSEILLE D'UTILISER UN BATTEUR MANUEL EN CAOUTCHOUC OU ENCORE LES DISPOSITIFS ELECTRIQUES DE DAMAGE DES CARREAUX. LA COUCHE DE COLLE DOIT ETRE AU MOINS DE 4 MM. IL EST DONC PREFERABLE D'UTILISER DES ENTRETOISES DE NIVELLEMENT POUR EVITER TOUTE INTERRUPTION DANS LA MASSE COLLANTE. POUR CE QUI EST DE LA POSITION DES JOINTS DE DILATATION, LE JOINT MINIMUM CONSEILLE EST DE 2 MM. DANS LE CAS DE CARRELAGES DE SOLS ET DE MURS EN CONTACT, REALISES TOUS LES DEUX AVEC DES DALLES CERAMIQUES, IL EST IMPERATIF DE PREVOIR UNE LARGEUR MINIMALE DE 2 MM POUR OBTENIR UN RESULTAT DURABLE DANS LE TEMPS. IL EST POSSIBLE LE CAS ECHEANT DE REALISER DES JOINTS INFERIEURS AU REVETEMENT APRES AVOIR EFFECTUE LES VERIFICATIONS TECHNIQUES SUR LE CHANTIER. IL EST RECOMMANDE DE REMPLIR LES JOINTS SUR ENVIRON 2/3 DE L'EPAISSEUR AVEC LE PRODUIT DE SCHELEMENT ADEQUAT. EVITER TOUTE PRESENCE DE RESIDUS DE COLLE A L'INTERIEUR DES JOINTS.











# Gres Fine Porcellanato

È la suprema sintesi di tecnica ed estetica. La scelta delle migliori materie prime, la cottura a 1250° C e l'intero controllo del ciclo produttivo assicurano infatti a questi materiali caratteristiche tecniche di assoluto rilievo, rendendoli estremamente duri, inassorbenti, ingelivi, resistenti all'usura, agli attacchi chimici e facilmente pulibili.

Classificazione secondo norme CEN/ISO gruppo BIA EN 14411/ISO 13006.

## Porcelain Stoneware

Piemme fine porcelain stoneware is a supreme blend of technology and good looks. The choice of the very best raw materials, firing at 1250° c and total manufacturing cycle control do in fact provide these materials with top-ranking technical features, making them hard, non-absorbent, frost-proof, resistant to wear and chemical attack and easy to clean. Classification in accordance with cen/iso standards BIA EN 14411/ISO 13006

## Feinsteinzeug

Das Feinsteinzeug Piemme ist eine vortreffliche Verschmelzung von Technik und Ästhetik. Denn die Wahl bester Rohstoffe, der Brand bei 1250° C und die gesamte Kontrolle des Produktionszyklus garantieren für diese Fliesen hervorragende technische Eigenschaften. Das Material ist hart, absorptionsfrei, frostbeständig, verschleiß-und chemikalienfest sowie reinigungsfreundlich. Klassifizierung gemäß CEN/ISO Normen Gruppe BIA EN 14411/ISO 13006.

## Grès Cérame

Le grès cérame fin Piemme est l'alliance par excellence de la technique et de l'esthétique. En effet, le choix des meilleures matières premières, la cuisson à 1250° C et tous les contrôles effectués pendant la production assurent à ces matériaux des caractéristiques techniques tout à fait remarquables, les rendent extrêmement durs, inabsorbants, ingélifs, résistant à l'usure, aux attaques chimiques et faciles à nettoyer. Classification selon les normes CEN/ISO groupe BIA EN 14411/ISO 13006

## Фарфоровый керамогранит

Это – наивысшее выражение техники и эстетики. Выбор наилучшего сырья, обжиг при 1250°С и полный контроль производственного цикла гарантируют этим материалам выдающиеся технические характеристики, делая их чрезвычайно твердыми, не впитывающими влагу, незамерзающими, стойкими к износу и химическому воздействию, легко очищаемыми. Классификация по стандартам CEN/ISO: группа BIA EN 14411/ISO 13006.

# Pasta Bianca

La pasta bianca è la naturale evoluzione del rivestimento. L'alta qualità dei materiali, le alte temperature di cottura permettono di ottenere bellezza di superfici e grandi formati da rivestimento.

Classificazione secondo norme CEN/ISO gruppo BIII EN 14411/ISO 13006.

## White Body

The natural evolution of wall tile. The fine quality of materials, the high firing temperatures achieve beauty of surfaces and big sizes in wall tiles.

Classification in accordance with CEN/ISO standards BIII EN 14411/ISO 13006.

## Weißscherbig

Die natürliche Entwicklung der Wandfliese. Die ausgezeichnete Materialienqualität, die hohe Brenntemperaturen erwirken Oberflächen-Schönheit und große Formate bei Wandfliesen.

Klassifizierung gemäß CEN/ISO Normen Gruppe BIII EN 14411/ISO 13006.

## Pâte Blanche

Naturelle évolution du revêtement. La haute qualité des matériaux, les températures élevées de cuisson permettent d'obtenir la beauté des surfaces et de grands formats pour revêtement.













Classification selon les normes CEN/ISO groupe BIII EN 14411/ISO 13006.

## Плитка Из Белой Глины

Плитка из белой глины – это естественная эволюция облицовочной плитки. Высокое качество материалов и высокая температура обжига позволяют получать красивые поверхности и большие форматы облицовочного материала. Классификация по стандартам CEN/ISO: группа BIII EN 14411/ISO 13006.












**CLASSIFICAZIONE SECONDO NORME CEN/ISO GRUPPO BIA EN 14411/ISO 13006.**  
CLASSIFICATION IN ACCORDANCE WITH CEN/ISO STANDARDS BIA EN 14411/ISO 13006.  
KLASSIFIZIERUNG GEMÄSS CEN/ISO NORMEN GRUPPE BIA EN 14411/ISO 13006.  
CLASSIFICATION SELON LES NORMES CEN/ISO GROUPE BIA EN 14411/ISO 13006.

**\*VALORE PRESCRITTO: EN 14411 APPENDICE G - ISO 13006 - BIA**  
\*REQUIRED VALUE: EN 14411 APPENDICE G - ISO 13006 - BIA  
\*VORGESCHRIEBENER WERT: EN 14411 APPENDICE G - ISO 13006 - BIA  
\*VALEUR PRESCRITE: EN 14411 APPENDICE G - ISO 13006 - BIA

	<b>Proprietà Fisico-Chimiche</b> Physical-Chemical Properties Pysisch-Chemische Eigenschaften Propriétés Physico-Chimiques	<b>Tipo Di Prova</b> Standard Of Test Testnorm Norme Du Test	<b>Valore Prescritto*</b> Required Value Vorgeschriebener Wert Valeur Prescrite	<b>Valore</b> Standards Ergebnis Valeur	<b>Norme</b> Norm Normr	<b>Valore medio</b> Mean value Mittelwert Valeur moyenne
	<b>Lunghezza e larghezza</b> Lenght and width Länge und breite Longueur et largeur	Iso 10545.2	± 0,6% (± 2,00 mm)	<b>Conforme</b> In accordance Erfüllt Conforme	Astm C-499 Astm C-485 Astm C-502	In Accordance
	<b>Ortogonalità</b> Wedging Rechtwinkligkeit Orthogonalität	Iso 10545.2	± 0,5% (± 2,00 mm)	<b>Conforme</b> In accordance Erfüllt Conforme	Astm C-499 Astm C-485 Astm C-502	In Accordance
	<b>Spessore</b> Thickness Stärke Epaisseur	Iso 10545.2	± 5% (± 0,50 mm)	<b>Conforme</b> In accordance Erfüllt Conforme	Astm C-499 Astm C-485 Astm C-502	In Accordance
	<b>Planarità</b> Flatness Ebenflächigkeit Planéité	Iso 10545.2	± 0,5% (± 2,00 mm)	<b>Conforme</b> In accordance Erfüllt Conforme	Astm C-499 Astm C-485 Astm C-502	In Accordance
	<b>Assorbimento d'acqua</b> Water absorption Wasseraufnahme Absorption d'eau	Iso 10545.3	≤ 0,5%	<b>Conforme</b> In accordance Erfüllt Conforme	Astm C-373	In Accordance
	<b>Coefficiente di dilatazione termica lineare</b> Coefficient of linear thermal-expansion Lineare wärmeausdehnung Coefficient linéaire de dilatation thermique	Iso 10545.8	<b>Secondo i dati del costruttore</b> According to builder's specifications Lautangaben des herstellere Selon les elements du constructeur	≈ 7X10 <sup>-6</sup> C <sup>-1</sup>		
	<b>Resistenza a flessione</b> Flexion resistance Biegezugfestigkeit Résistance à la flexion	Iso 10545.4	Modulus of rupture (average): ≥ 35 N/mm <sup>2</sup> Breaking strength for thickness ≥7,5mm: S >1300 N	<b>Conforme</b> In accordance Erfüllt Conforme	Astm C-648 250 Lbs or greater	In Accordance
	<b>Resistenza agli sbalzi termici</b> Thermal shock resistance Temperaturwechselbeständigkeit Résistance aux écarts de température	Iso 10545.9	<b>Richiesta</b> Request Bitte Demande	<b>Resistente</b> Resistant Widerstehend Résistant		
	<b>Resistenza ai prodotti chimici</b> Chemical resistance Chemikalienfestigkeit Résistance aux produits chimiques	Iso 10545.13	<b>Secondo i dati del costruttore</b> According to builder's specifications Lautangaben des herstellere Selon les elements du constructeur	<b>Resistente</b> Resistant Widerstehend Résistant	Astm C-650	In Accordance
	<b>Resistenza al gelo</b> Frost resistance Frostbeständigkeit Résistance au gel	Iso 10545.12	<b>Richiesta</b> Requested Angefordert Demande	<b>Resistente</b> Resistant Widerstehend Résistant	Astm C-1026	In Accordance
	<b>Resistenza dei colori alla luce</b> Colour resistance to light Lichtbeständigkeit der farben Résistance des couleurs à la lumière	Din 51094	<b>Nessuna alterazione</b> No alteration Keine veränderung Aucune altération	<b>Conforme</b> In accordance Erfüllt Conforme		
	<b>Resistenza allo scivolamento</b> Slip resistance Rutschfestigkeit Résistance à la glissance	Din 51130 Din 51097	<b>Secondo i dati del costruttore</b> According to builder's specifications Lautangaben des herstellere Selon les elements du constructeur	<b>Indicata sul catalogo</b> indicated on the catalogue im prospekt angegeben indique sur le catalogue	Astm C-1028 Ansi Dcof 137.1 - 2012	Available on request

**CLASSIFICAZIONE SECONDO NORME CEN/ISO GRUPPO BIII EN 14411/ISO 13006.**  
CLASSIFICATION IN ACCORDANCE WITH CEN/ISO STANDARDS BIII EN 14411/ISO 13006.  
KLASSIFIZIERUNG GEMÄSS CEN/ISO NORMEN GRUPPE BIII EN 14411/ISO 13006.  
CLASSIFICATION SELON LES NORMES CEN/ISO GROUPE BIII EN 14411/ISO 13006.

**\*VALORE PRESCRITTO: EN 14411 APPENDICE L ISO 13006 BIII**  
\*REQUIRED VALUE: EN 14411 APPENDICE L ISO 13006 BIII  
\*VORGESCHRIEBENER WERT: EN 14411 APPENDICE L ISO 13006 BIII  
\*VALEUR PRESCRITE: EN 14411 APPENDICE L ISO 13006 BIII

	<b>Proprietà Fisico-Chimiche</b> Physical-Chemical Properties Pysisch-Chemische Eigenschaften Propriétés Physico-Chimiques	<b>Tipo Di Prova</b> Standard Of Test Testnorm Norme Du Test	<b>Valore Prescritto*</b> Required Value Vorgeschriebener Wert Valeur Prescrite	<b>Valore</b> Standards Ergebnis Valeur
	<b>Lunghezza e larghezza</b> Lenght and width Länge und breite Longueur et largeur	Iso 10545.2	± 0,5%	± 0,5%
	<b>Ortogonalità</b> Wedging Rechtwinkligkeit Orthogonalität	Iso 10545.2	± 0,5%	± 0,5%
	<b>Spessore</b> Thickness Stärke Epaisseur	Iso 10545.2	± 10%	<b>Conforme</b> In accordance Erfüllt Conforme
	<b>Planarità</b> Flatness Ebenflächigkeit Planéité	Iso 10545.2	+ 0,5% - 0,3%	+ 0,5% - 0,3%
	<b>Assorbimento d'acqua</b> Water absorption Wasseraufnahme Absorption d'eau	Iso 10545.3	> 10%	≈ 16%
	<b>Coefficiente di dilatazione termica lineare</b> Coefficient of linear thermal-expansion Lineare wärmeausdehnung Coefficient linéaire de dilatation thermique	Iso 10545.8	<b>Secondo i dati del costruttore</b> According to builder's specifications Lautangaben des herstellere Selon les elements du constructeur	≈ 6X10 <sup>-6</sup> C <sup>-1</sup>
	<b>Resistenza a flessione spessore</b> Flexion resistance thickness Biegezugfestigkeit stärke Résistance à la flexion epaisseur	Iso 10545.4	≥ 7,5 mm 12 N/mm <sup>2</sup> < 7,5 mm 15 N/mm <sup>2</sup>	<b>Garantita</b> Guaranteed Garantiert Garantie
	<b>Resistenza agli sbalzi termici</b> Thermal shock resistance Temperaturwechselbeständigkeit Résistance aux écarts de température	Iso 10545.9	<b>Metodo di prova disponibile</b> Test method available Verfügbare prüfmethode Methode d'essai disponible	<b>Garantita</b> Guaranteed Garantiert Garantie
	<b>Resistenza ai prodotti chimici</b> Chemical resistance Chemikalienfestigkeit Résistance aux produits chimiques	Iso 10545.13	<b>Metodo di prova disponibile</b> Test method available Verfügbare prüfmethode Methode d'essai disponible	<b>Disponibile Su Richiesta</b> Available On Request Verfügbare Auf Anfrage Disponible Sur Demande
	<b>Resistenza al gelo</b> Frost resistance Frostbeständigkeit Résistance au gel	Iso 10545.12	<b>Metodo di prova disponibile</b> Test method available Verfügbare prüfmethode Methode d'essai disponible	<b>No</b> No Nein Non
	<b>Resistenza al cavillo</b> Crazing resistance Haarissbeständigkeit Résistance au tressallage	Iso 10545.11	<b>Richiesta</b> Request Bitte Demande	<b>Garantita</b> Guaranteed Garantiert Garantie



# Certificazioni



## ENVIRONMENTAL AND QUALITY SYSTEM MANAGEMENT

Nel corso della propria evoluzione impiantistica Industrie Ceramiche Piemme ha sempre coniugato esigenze di carattere tecnico e produttivo con scelte ecocompatibili, alla continua ricerca di un prodotto che soddisfi le richieste e le aspettative della propria clientela. Industrie Ceramiche Piemme è un'azienda moderna con sistema di gestione certificato ai sensi della norma UNI EN ISO 9001 per la Qualità e UNI EN ISO 14001 per l'Ambiente. L'adozione di modelli standard di riferimento internazionale risponde alla crescente richiesta di competitività, raggiunta attraverso il miglioramento della soddisfazione e della fidelizzazione dei clienti, la razionalizzazione dei processi interni e la conseguente riduzione di sprechi e inefficienze, minimizzando l'impatto ambientale dei processi e prodotti, nel rispetto delle norme.

## ENERGY AND SAFETY SYSTEM MANAGEMENT

Nel 2022 il Sistema di Gestione di Industrie Ceramiche Piemme ha superato le verifiche di conformità ottenendo le importanti Certificazioni ISO 45001 e ISO 50001. Queste due certificazioni, che si vanno ad aggiungere alle precedenti sulla Qualità (ISO 9001) e sull'Ambiente (ISO 14001) sono strategiche per il percorso aziendale in continuo rinnovamento ed innovazione. La prima, la Certificazione ISO 45001, è relativa ai temi della salute e della sicurezza in azienda: questa certificazione attesta che il sistema interno di gestione della sicurezza, oltre ad essere conforme alle normative, è organizzato per perseguire il miglioramento continuo e la riduzione dei fattori di rischio, al fine di tutelare la salute e la sicurezza dei lavoratori. La seconda, la Certificazione ISO 50001, è relativa al tema dell'efficiamento energetico: con questa certificazione l'Azienda ha dimostrato di avere un sistema di gestione dell'energia rispondente alle normative di settore, capace di garantire i seguenti obiettivi: aumentare l'efficienza dei processi, migliorare le prestazioni energetiche puntuali e globali, ridurre i costi specifici dei vettori energetici.



Industrie Ceramiche Piemme è socio ordinario del GBC Italia (Green Building Council Italia), associazione no profit nata per favorire e promuovere lo sviluppo dell'edilizia sostenibile e sensibilizzare l'opinione pubblica e le istituzioni sull'impatto che le modalità di progettazione e costruzione degli edifici hanno sulla qualità della vita dei cittadini. I prodotti realizzati da Industrie Ceramiche Piemme contengono materiale riciclato pre-consumer, con un valore percentuale certificato da un Ente riconosciuto a livello internazionale, e che consente di concorrere al raggiungimento dei crediti LEED relativi alla costruzione di edifici eco-sostenibili.



## FDES

La certificazione FDES costituisce la carta d'identità ambientale dei prodotti, basata sui risultati della relativa Analisi del Ciclo di Vita (LCA) e secondo la norma NF EN 15804+A1 e dal suo supplemento nazionale NF EN 15804/CN. L'Analisi del Ciclo di Vita (LCA) è un metodo strutturato e standardizzato a livello internazionale che permette di quantificare i potenziali impatti sull'ambiente e sulla salute umana associati a un bene o servizio, a partire dal rispettivo consumo di risorse e dalle emissioni.



## HPD

Industrie Ceramiche Piemme ha adottato lo standard collaborativo HPD Dichiarazioni di Salubrità di Prodotto (Health Product Declarations), per comunicare in modo trasparente il contenuto dei propri materiali e il relativo impatto sulla salute. Grazie all'HPD, i nostri prodotti contribuiscono all'ottenimento di crediti LEED® e WELL™.



Le piastrelle prodotte da Industrie Ceramiche Piemme sono inerti da un punto di vista chimico-fisico e durante il loro ciclo di utilizzo, dalla posa fino all'eventuale dismissione, non rilasciano in atmosfera composti organici volatili (COV o VOC (Volatile Organic Compounds)). I materiali Piemme sono pertanto conformi alle prescrizioni normative in materia di COV e consentono di ottenere i crediti previsti dallo standard LEED (Leadership in Energy and Environmental Design).



Numerose serie prodotte da Industrie Ceramiche Piemme vantano la certificazione UPEC, il marchio di qualità francese rilasciato in base ai test previsti dalla normativa europea EN 14411 e dai Cahiers tecnici dell'istituto CSTB. Ad ogni articolo viene assegnata una classificazione che ne attribuisce l'idoneità all'installazione nei diversi ambienti di destinazione.



CCC (China Compulsory Certificate) è un marchio di sicurezza obbligatorio per molti prodotti venduti sul mercato cinese.



## SASO QUALITY MARK

È un marchio di qualità obbligatorio per le esportazioni in Arabia Saudita. Il marchio, approvato dall'Organizzazione per gli Standard dell'Arabia Saudita (Saudi Arabian Standards Organization - SASO) indica la conformità di un prodotto agli standard del Paese. I prodotti di Industrie Ceramiche Piemme SpA rispondono agli standard ed ai requisiti definiti dalla norma internazionale SASO ISO 13006:2018 (Piastrille ceramiche - Definizioni, classificazione, caratteristiche e marcatura).



Thai Industrial Standards Institute (TISI) è una certificazione di prodotto obbligatoria per le esportazioni in Thailandia. Il suo conseguimento garantisce il rispetto dei requisiti di prodotto fissati dagli standard thailandesi.



Gli articoli realizzati da Industrie Ceramiche Piemme S.p.A. sono conformi al Regolamento N° 305/2011 che definisce le modalità attraverso le quali i produttori di materiali da costruzione devono dichiarare le prestazioni dei prodotti immessi sul mercato. Si tratta di una dichiarazione di conformità a tutela della sicurezza del consumatore, senza la quale il prodotto non può circolare all'interno dei confini dell'Unione Europea. La presenza sull'imballo della Marcatura CE garantisce che Industrie Ceramiche Piemme abbia ottemperato alle disposizioni comunitarie vigenti per l'immissione sul mercato dei prodotti da costruzione.

Elenco delle serie certificate e classificazioni disponibili a richiesta.  
Schede tecniche delle serie certificate disponibili sul sito: [www.ceramichepiemme.it](http://www.ceramichepiemme.it)

# Certifications



## ENVIRONMENTAL AND QUALITY SYSTEM MANAGEMENT

When developing its systems, Industrie Ceramiche Piemme has always combined technical and production requirements with eco-friendly choices, in its continuous quest to produce products that meet the requirements and expectations of its clientele. Industrie Ceramiche Piemme is a modern company with a management system certified pursuant to the UNI EN ISO 9001 standard for Quality and the UNI EN ISO 14001 standard for the Environment. The implementation of standard models that are recognised internationally is a response to the growing demand for competitiveness, achieved by improving levels of customer satisfaction and loyalty, rationalising in-house processes and consequently reducing waste and inefficiency, and minimising the environmental impact of the processes and products, in compliance with the legislation in force.

## ENERGY AND SAFETY SYSTEM MANAGEMENT

In 2022, the Management System of Industrie Ceramiche Piemme passed the compliance checks, obtaining the important ISO 45001 and ISO 50001 Certifications. These two certifications, which are added to the previous ones on Quality (ISO 9001) and Environment (ISO 14001) are strategic for the company path in continuous renewal and innovation. The first, the ISO 45001 Certification, relates to issues of health and safety in the company: this certification certifies that the internal system of safety management, in addition to being compliant with regulations, is organized to pursue continuous improvement and the reduction of risk factors in order to protect the health and safety of workers. The second, the ISO 50001 Certification, relates to the theme of energy efficiency: with this certification, the Company has proven to have an energy management system that complies with industry regulations, able to guarantee the following objectives: increase process efficiency, improve punctual and global energy performance, reduce the specific costs of energy carriers.



Industrie Ceramiche Piemme is an ordinary member of the GBC Italia (Green Building Council Italia), a no-profit association founded to favour and promote the development of sustainable construction and raise public awareness, and that of the institutions, on the impact that the methods used to design and construct buildings have on the citizens' quality of life. The products made by Industrie Ceramiche Piemme contain pre-consumer recycled material, with a percentage value that is certified by an internationally recognised Authority, and qualifies for the purposes of acquiring LEED credits for the construction of eco-sustainable buildings.



## FDES

FDES certification defines the environmental identity card of products. It is based on the results of the relevant Life Cycle Analysis (LCA) and is based on the NF EN 15804+A1 standard and its national supplement NF EN 15804/CN. Life Cycle Analysis (LCA) is an internationally standardized evaluation method that quantifies the impacts of a product, service, or process over the span of its life cycle, from extracting raw materials to the end-of-life processing, on the potential impacts on the environment and human health.



## HPD

Industrie Ceramiche Piemme has adopted the HPD (Health Product Declarations) collaborative standard to communicate the contents of its materials and the related impact on health in a transparent manner. Thanks to HPD, our products contribute towards obtaining LEED® and WELL™ credits.



The tiles produced by Industrie Ceramiche Piemme are physically and chemically inert, and during their cycle of use, from laying to removal, if applicable, they do not release Volatile Organic Compounds (COVs or VOCs) into the atmosphere. Piemme materials therefore comply with the terms of the legislation regarding COVs and qualify for the purposes of acquiring the credits envisaged by the LEED standard (Leadership in Energy and Environmental Design).



Many series produced by Industrie Ceramiche Piemme are certified UPEC, the French quality mark issued based on the tests envisaged by the European standard EN 14411 and by the technical Cahiers of the CSTB institute. Each item is assigned with a classification that determines its suitability for installation in various fields of use.



The CCC (China Compulsory Certificate) is a safety certificate that is compulsory for many products sold on the Chinese market.




## SASO QUALITY MARK

A quality mark compulsory for exports to Saudi Arabia. The mark, approved by the Saudi Arabian Standards Organization - SASO, confirms a product's compliance with the country's standards. Industrie Ceramiche Piemme S.p.A. products conform to the standards and requirements established by the SASO ISO 13006:2018 international standard (Ceramic tiles – Definitions, classification, characteristics and marking).



Thai Industrial Standards Institute (TISI) is a mandatory certification for exports to Thailand. Its achievement compliance with the product requirements set by Thai standards.



The items manufactured by Industrie Ceramiche Piemme S.p.A. comply with Regulation No. 305/2011, which defines the ways in which the producers of building materials must declare the performances of any products introduced to the market. It is a declaration of conformity designed to protect the consumer's safety and without it, the product cannot circulate within the confines of the European Union. The presence of the CE Mark on the packaging guarantees that Industrie Ceramiche Piemme has complied with the European Community provisions in force governing the introduction of building products to the market.

List of certified series and classification available upon request.  
Technical boards of certified series available on the website: [www.ceramichepiemme.it](http://www.ceramichepiemme.it)



# Certifications



## GESTION DU SYSTÈME ENVIRONNEMENTAL ET QUALITÉ

Tout au long de son développement, Industrie Ceramiche Piemme a toujours associé les nécessités techniques et productives aux exigences éco-compatibles en s'engageant dans la recherche continue d'un produit satisfaisant les attentes de sa clientèle. Industrie Ceramiche Piemme est une entreprise moderne disposant d'un système de gestion certifié conformément à la norme UNI EN ISO 9001 pour la Qualité et UNI EN ISO 14001 pour l'Environnement. L'adoption de standards internationaux répond à la demande de compétitivité croissante, satisfaite à travers l'amélioration de la satisfaction et de la fidélisation des clients, la rationalisation des processus internes et la réduction conséquente du gaspillage et des inefficiences afin de réduire au minimum l'impact des processus de production sur l'environnement, dans le respect de la réglementation.



## GESTION DES SYSTÈMES D'ÉNERGIE ET DE SÉCURITÉ

En 2022, le système de gestion d'Industrie Ceramiche Piemme a passé les contrôles de conformité, obtenant les importantes certifications ISO 45001 et ISO 50001. Ces deux certifications, qui s'ajoutent aux précédentes sur la Qualité (ISO 9001) et sur l'Environnement (ISO 14001) sont stratégiques pour le cheminement de l'entreprise dans le renouvellement et l'innovation continus. La Certification ISO 45001, concerne les enjeux de santé et de sécurité de l'entreprise : celle-ci établit que le système interne de management de la sécurité est organisé pour poursuivre l'amélioration continue et la réduction des facteurs de risques afin de protéger la santé et la sécurité des travailleurs en plus d'être conforme à la réglementation. Deuxièmement la Certification ISO 50001, porte sur la problématique de l'efficacité énergétique : avec cette dernière, l'Entreprise a démontré qu'elle dispose d'un système de management de l'énergie conforme à la réglementation sectorielle, capable de garantir les objectifs suivants : augmenter l'efficacité des processus, améliorer performances énergétiques ponctuelles et globales, réduire les coûts spécifiques des vecteurs énergétiques.



Industrie Ceramiche Piemme est membre ordinaire du gbc italia (green building council italia), l'association à but non lucratif créée pour favoriser et promouvoir le développement de bâtiments à haute qualité environnementale, ainsi que pour sensibiliser l'opinion publique et les institutions sur l'impact que la conception et la construction des bâtiments ont sur la qualité de la vie des citoyens. Les carreaux fabriqués par Industrie Ceramiche Piemme sont issus de matériaux recyclés "pré-consommation", dont le pourcentage est certifié par une entité reconnue internationalement, et qui permet d'acquérir les crédits LEED pour la construction de bâtiments durables.



## FDES

La certification FDES constitue la carte d'identité environnementale des produits, basée sur les résultats de l'Analyse de Cycle de Vie (ACV) pertinente et selon la norme NF EN 15804+A1 et son complément national NF EN 15804/CN. L'Analyse du Cycle de Vie (ACV) est une méthode structurée et standardisée au niveau international qui permet de quantifier les impacts potentiels sur l'environnement et la santé humaine associés à un bien ou un service, à partir de la consommation respective de ressources et d'émissions.



## HPD

Industrie Ceramiche Piemme a adopté la norme collaborative HPD pour les déclarations de salubrité des produits (Health Product Declarations), pour transmettre de manière transparente le contenu de ses matériaux et l'impact sur la santé. Grâce à la norme HPD, nos produits contribuent à l'obtention des crédits LEED® et WELL™.



Les carreaux fabriqués par Industrie Ceramiche Piemme sont inertes d'un point de vue chimique et physique. Pendant toute leur durée de vie, de la pose jusqu'à la mise au rebut, ils n'émettent aucun composé organique volatil (COV ou VOC (Volatile Organic Compounds) dans l'atmosphère. Ils sont donc conformes aux exigences réglementaires en matière de COV et permettent d'obtenir les crédits prévus par le standard LEED (Leadership in Energy and Environmental Design).



De nombreuses lignes produites par Industrie Ceramiche Piemme sont certifiées UPEC, la marque de qualité française délivrée après avoir passé les tests prévus par la norme européenne EN 14411 et par les cahiers techniques de l'Institut CSTB. Un classement est attribué à chaque article qui en définit l'aptitude à la pose selon la destination.



CCC (China Compulsory Certificate) est une marque de sécurité obligatoire pour de nombreux produits vendus sur le marché chinois.



## LABEL DE QUALITÉ SASO

SASO est un label de qualité obligatoire pour les exportations à destination de l'Arabie saoudite. Le label, approuvée par la Saudi Arabian Standards Organization (SASO), indique la conformité d'un produit aux normes du pays. Les produits de Industrie Ceramiche Piemme S.p.A. répondent aux normes et aux exigences définies par la norme internationale SASO ISO 13006:2018 (Carreaux et dalles céramiques - Définitions, classification, caractéristiques et marquage).



Thai Industrial Standards Institute (TISI) est une certification de produit obligatoire pour les exportations en Thaïlande. Son obtention garantit le respect des obligations de produit fixés des standard thaïlandais.



Les carreaux fabriqués par Industrie Ceramiche Piemme S.p.A. sont conformes au Règlement n° 305/2011 qui définit les modalités à travers lesquelles les producteurs de matériaux de construction doivent déclarer les performances des produits qu'ils présentent sur le marché. Il s'agit d'une déclaration de conformité assurant la sécurité du consommateur, sans laquelle le produit ne pourrait pas circuler au sein des frontières de l'Union européenne. Le marquage CE appliqué sur l'emballage est la garantie que Industrie Ceramiche Piemme a satisfait aux dispositions européennes en vigueur réglementant la circulation des matériaux de construction au sein de l'UE.

Liste des séries certifiées et des classements disponibles sur demande.  
Fichier technic des séries certifiées disponibles sur le site web: [www.ceramichepiemme.it](http://www.ceramichepiemme.it)

# Zertifizierungen



## UMWELT- UND QUALITÄTSSYSTEMMANAGEMENT

Im Laufe seiner anlagentechnischen Entwicklung hat Industrie Ceramiche Piemme stets technische bzw. Produktionstechnische Erfordernisse mit umweltbewussten Entscheidungen in Einklang gebracht, im kontinuierlichen Streben nach einem Produkt, das die Wünsche und Erwartungen der Kunden erfüllt. Industrie Ceramiche Piemme ist ein modernes Unternehmen mit einem nach UNI EN ISO 9001 für die Qualität und nach UNI EN ISO 14001 für die Umwelt zertifizierten Managementsystem. Die Anwendung international anerkannter Standardmodelle entspricht dem zunehmenden Bedarf an Wettbewerbsfähigkeit. Diese wiederum wird durch Verbesserung der Kundenzufriedenheit und -bindung, rationelle interne Abläufe und die damit erzielte Reduzierung von Verschwendung und Ineffizienz, sowie durch eine normengerechte Reduzierung der Umweltwirkung von Prozessen und Produkten auf das Minimum erreicht.



## ENERGIE- UND SICHERHEITSSYSTEMMANAGEMENT

Im Jahr 2022 hat das Managementsystem von Industrie Ceramiche Piemme die Konformitätsprüfungen bestanden und die wichtigen Zertifizierungen ISO 45001 und ISO 50001 erhalten. Diese beiden Zertifizierungen, die zu den vorherigen für Qualität (ISO 9001) und Umwelt (ISO 14001) hinzugefügt werden, sind strategisch für den Weg des Unternehmens in fortlaufende Erneuerung und Innovation. Die erste, die ISO 45001-Zertifizierung, bezieht sich auf das Gesundheitswesen und Sicherheit im Unternehmen: diese Zertifizierung bescheinigt, dass das interne Sicherheitsmanagementsystem nicht nur den Vorschriften entspricht, sondern auch darauf ausgerichtet ist, eine kontinuierliche Verbesserung und die Reduzierung von Risikofaktoren zu verfolgen, um die Gesundheit und Sicherheit der Arbeitnehmer zu schützen. Die zweite, die ISO 50001-Zertifizierung, bezieht sich auf das Thema Energieeffizienz: mit dieser Zertifizierung hat das Unternehmen nachgewiesen, dass es über ein Energiemanagementsystem verfügt, das den branchenspezifischen Vorschriften entspricht und in der Lage ist, die folgenden Ziele zu gewährleisten: Steigerung der Prozesseffizienz, Verbesserung der punktuellen und globalen Energieleistung, Reduktion der spezifischen Kosten der Energieträger.



Industrie Ceramiche Piemme ist ordentliches Mitglied des GBC Italia (Green Building Council Italien), einer Non-Profit-Organisation für die Förderung des nachhaltigen Bauens und die Sensibilisierung der öffentlichen Meinung und der Behörden für die Wirkung, die die Art und Weise, wie Gebäude geplant und gebaut werden, auf die Lebensqualität der Bürger haben. Die von Industrie Ceramiche Piemme hergestellten Produkte enthalten Pre-Consumer-Recyclingmaterial, dessen Anteil durch eine international anerkannte Prüfstelle zertifiziert ist und das bei der Vergabe der LEED-Punkte den Bau ökologisch nachhaltiger Gebäude angerechnet wird.



## FDES

Die FDES-Zertifizierung stellt die Umweltidentitätskarte der Produkte dar, basierend auf den Ergebnissen der entsprechenden Lebenszyklusanalyse (LCA) und gemäß der Norm NF EN 15804+A1 und der nationalen Ergänzung NF EN 15804/CN. Die Lebenszyklusanalyse (LCA) ist eine strukturierte und international standardisierte Methode, die es ermöglicht, ausgehend vom jeweiligen Ressourcenverbrauch und den Emissionen, die potenziellen Auswirkungen einer Ware oder Dienstleistung auf die Umwelt und die menschliche Gesundheit zu messen.



## HPD

Industrie Ceramiche Piemme hat den kollaborativen HPD-Standard für Produktgesundheitsdeklarationen übernommen (Health Product Declarations), um den Inhalt der eigenen Artikel und die damit verbundenen Auswirkungen auf die Gesundheit transparent zu kommunizieren. Dank dem HPD tragen unsere Produkte dazu bei, LEED®- und WELL™-Anerkennungen zu erhalten.



Die von Industrie Ceramiche Piemme hergestellten Fliesen sind chemisch-physikalisch inert und geben während ihrer gesamten Nutzungsdauer von der Verlegung bis zur eventuellen Entsorgung keine flüchtigen organischen Verbindungen (VOC, Volatile Organic Compounds) in die Atmosphäre ab. Die Piemme-Materialien erfüllen daher die Richtlinien hinsichtlich der VOC und tragen zum Erhalt der vom LEED-Standard (Leadership in Energy and Environmental Design) vorgesehenen Punkte bei.



Zahlreiche Serien von Industrie Ceramiche Piemme sind nach UPEC zertifiziert, der französischen Qualitätsklassifizierung, die auf Grundlage der durch die europäische Norm EN 14411 und die Prüfberichte des CSTB ausgestellt wird. Jeder Artikel wird klassifiziert, und damit seine Eignung für die Verlegung in den verschiedenen Anwendungsbereichen bescheinigt.



CCC (China Compulsory Certificate) ist ein für viele am chinesischen Markt verkaufte Produkte vorgeschriebenes Sicherheitsprüfzeichen.




## SASO QUALITY MARK

Ein vorgeschriebenes Gütesiegel für den Export nach Saudi-Arabien. Die vom saudi-arabischen Normungsinstitut (Saudi Arabian Standards Organization - SASO) genehmigte Marke bezeichnet die Übereinstimmung des Produkts mit Vorschriften Saudi-Arabiens. Die Produkte von Industrie Ceramiche Piemme S.p.A. entsprechen den von der internationalen Norm SASO ISO 13006:2018 (Keramische Fliesen und Platten - Definitionen, Klassifizierung, Eigenschaften und Kennzeichnung) vorgesehenen Standards und Anforderungen.



Thai Industrial Standards Institute ist ein obligatorisches Zertifikat für den Warenexport nach Thailand. Dieses Zeugnis garantiert die Produktanforderungen gemäß den thailändischen Standards.



Die von Industrie Ceramiche Piemme S.p.A. produzierten Artikel entsprechen der Verordnung Nr. 305/2011, welche die Modalitäten definiert, mit denen Baustoffhersteller die Leistungen der in den Handel gebrachten Produkte angeben müssen. Es handelt sich um eine Konformitätserklärung zum Schutz der Verbrauchersicherheit, ohne die das Produkt innerhalb der Europäischen Union nicht in Umlauf gebracht werden darf. Das Gütezeichen CE auf der Verpackung garantiert, dass Industrie Ceramiche Piemme die geltenden europäischen Bestimmungen für das Inverkehrbringen der Baumaterialien erfüllt hat.

Liste der geprüften serie und klassifizierungen auf anfrage erhältlich.  
Technische karten der bescheinigten serie auf der website verfügbar: [www.ceramichepiemme.it](http://www.ceramichepiemme.it)



# Condizioni Generali di Vendita

## CONDIZIONI GENERALI DI VENDITA

### ART. 1 - NORMATIVA CONTRATTUALE

Le presenti condizioni generali, salvo eventuali modifiche o deroghe pattuite per iscritto, regolano tutti gli ordini dell'Acquirente (di seguito "Acquirente") relativi ai prodotti (di seguito "Prodotti") di INDUSTRIE CERAMICHE PIEMME S.P.A. (di seguito "PIEMME"). PIEMME non sarà vincolata da condizioni generali di acquisto dell'Acquirente, neanche nell'ipotesi in cui si faccia a loro riferimento o siano contenute negli ordini o in qualsiasi altra documentazione proveniente dall'Acquirente stesso, salvo il preventivo consenso scritto di PIEMME, ferma restando, in ogni caso, l'applicazione anche delle presenti condizioni generali.

In caso di contratto tra le presenti condizioni generali e quelle dell'Acquirente, laddove ne sia stata concordata per iscritto l'applicazione come da precedente paragrafo, troveranno applicazione le presenti condizioni generali.

Le presenti condizioni generali potranno essere integrate o modificate da specifici accordi scritti delle Parti, restando inteso che l'efficacia di tali integrazioni o modifiche sarà limitata allo specifico ordine o contratto.

### ART. 2 - ORDINI

Gli ordini comunque pervenuti a PIEMME sono per quest'ultima impegnativi solo dopo la loro eventuale approvazione scritta, restando in ogni caso insindacabile facoltà di PIEMME accettarli o recedere - senza oneri - dagli stessi prima della consegna dei Prodotti. L'eventuale conferma d'ordine di PIEMME che sia, anche parzialmente, difforme dall'ordine, sarà vincolante per l'Acquirente che non ne abbia contestato la difformità con lettera raccomandata A/R o PEC, entro 5 giorni dal suo ricevimento.

Nel caso che l'ordine sia confermato solo verbalmente, con l'inizio delle consegne dei Prodotti si intendono accettate dall'Acquirente, senza riserve, tutte le condizioni riportate nelle presenti condizioni generali.

Si conviene inoltre che, se dopo la conferma dell'ordine, PIEMME venga a conoscenza che le condizioni patrimoniali dell'Acquirente siano divenute tali da porre in pericolo l'adempimento dell'obbligazione di pagamento del prezzo dei Prodotti (in via esemplificativa, se l'Acquirente abbia subito protesti, sequestri, pignoramenti o altri atti pregiudizievoli a carico dell'acquirente), oppure l'Acquirente versi nelle condizioni di cui all'art. 1186 c.c., quest'ultima potrà sospendere l'ordine ed esigere particolari garanzie oppure esercitare il recesso dal contratto mediante comunicazione scritta con raccomandata A/R o PEC, salvo in ogni caso, il diritto al risarcimento dell'eventuale danno. L'Acquirente si impegna a comunicare per iscritto a PIEMME, con congruo anticipo, comunque non inferiore a 48 ore rispetto alla data prevista per il ritiro, l'eventuale variazione del luogo di destinazione dei Prodotti, se diverso da quella citata nella conferma d'ordine. In mancanza di tale comunicazione, la destinazione originariamente indicata si intende confermata.

### ART. 3 - CAMPIONI E MATERIALI PROMOZIONALI

I dati figuranti nei documenti illustrativi di PIEMME, così come le caratteristiche dei campioni e dei modelli inviati, hanno carattere di indicazioni approssimative. Questi dati non hanno valore impegnativo se non espressamente concordato per iscritto.

### ART. 4 - CONSEGNA

Salvo diversa pattuizione per iscritto, la consegna dei Prodotti si intende sempre Ex Works (franco magazzino venditore) nel rispetto degli Incoterms vigenti alla data della consegna ed avvenuta a carico completamente presso i magazzini in Italia di PIEMME. Ogni rischio del trasporto, compresi ammannchi, rotture, deterioramenti e manomissioni, è a carico dell'Acquirente anche se il prezzo dei Prodotti sia stato pattuito fuori di porto, FOB o C&F. Eventuali accordi con spedizionieri si intendono sempre conclusi in nome e per conto dell'Acquirente, in forza di mandato ai sensi dell'art. 1703 e ss. c.c., che fin d'ora ratifica ed accetta l'operato di PIEMME.

I termini di consegna hanno carattere indicativo: eventuali ritardi nelle consegne, interruzioni, sospensioni totali o parziali delle vendite non daranno diritto ad indennizzi o risarcimento danni. L'Acquirente si impegna a ritirare i Prodotti o ad accettarne la consegna non appena gliene sia comunicato l'apportamento, e comunque non oltre 60 giorni dalla data di comunicazione di merce pronta.

In caso di mancato ritiro entro il suddetto periodo, l'ordine si considererà annullato, fatto salvo il diritto di PIEMME di trattenere la somma già riscossa a titolo di penale, restando salvo, in ogni caso, il risarcimento del danno. È espressamente esclusa qualsiasi garanzia, responsabilità o rischio a carico di PIEMME in relazione ai Prodotti in sosta per il citato periodo.

La mancata contestazione, al momento del ritiro, di ammannchi ovvero di rotture, difformità o vizi negli imballaggi dei Prodotti preclude all'Acquirente eventuali successive contestazioni in tal senso.

Qualora la regola Incoterms concordata tra le parti preveda che l'Acquirente debba curare il trasporto dei Prodotti fuori dall'Italia:

a) in caso di cessione intra-comunitaria, l'Acquirente, entro 45 giorni dalla ricezione dei Prodotti presso il suo magazzino, dovrà trasmettere a PIEMME un originale o una copia del documento di trasporto internazionale CMR o di altro documento di trasporto, sottoscritti a destinazione dall'Acquirente ovvero, in assenza del CMR, una dichiarazione di ricezione delle merci;

b) in caso di cessione extra-comunitaria, l'Acquirente si impegna a:

i) presentare la dichiarazione doganale di esportazione (DAU-EX e DAE) ed effettuare l'appuramento del MRN (Movement Reference Number) presso la dogana del territorio comunitario di uscita dei Prodotti, entro 90 giorni dalla data di consegna in Italia dei Prodotti stessi;

ii) inviare a PIEMME, entro 90 giorni dalla data di consegna, i documenti comprovanti l'esportazione dei Prodotti (dichiarazione di esportazione DAU-EX, DAE e notifica di avvenuta esportazione);

iii) confermare prontamente per iscritto a PIEMME l'avvenuta esecuzione delle suddette formalità e fornire ogni ulteriore documento comprovante l'esecuzione delle suddette formalità e l'uscita dei Prodotti dal territorio dell'Unione Europea;

In caso di inadempienza dell'Acquirente a quanto sopra pattuito, PIEMME avrà il diritto di addebitare immediatamente all'Acquirente l'Imposta sul Valore Aggiunto relativa

alla fornitura e connessa alla mancata prova del trasporto dei Prodotti in altro Stato Membro della Comunità Europea o mancato appuramento della esportazione. In ogni caso, l'Acquirente terrà indenne e manlevata PIEMME in relazione al pagamento di tutto quanto eventualmente dovuto dalla stessa PIEMME nei confronti dell'Amministrazione Finanziaria, a titolo di sanzioni ed interessi e ad altro titolo, in connessione con la fornitura e la mancata prova del trasporto dei Prodotti in altro Stato Membro della Comunità Europea o al mancato appuramento della esportazione.

### ART. 5 - CONTESTAZIONI

La garanzia dei Prodotti è limitata al solo materiale ceramico di prima scelta, con una tolleranza del 5%; ogni garanzia rimane esclusa espressamente per tutti i Prodotti di scelta secondaria, sottoseleta e di stock. Le contestazioni per vizi non occulti hanno efficacia solo quando sono formulate per iscritto prima della posa in opera dei Prodotti. Le differenze di tonalità non costituiscono vizio comportante la garanzia di cui all'art. 1490 e seguenti c.c.. Le tonalità di colore dei campioni e delle riproduzioni sono da ritenersi puramente indicative e non strettamente vincolanti la fornitura. Eventuali contestazioni di vizi o difformità dei Prodotti dovranno pervenire a PIEMME per iscritto a mezzo raccomandata A/Ro PEC, indirizzata direttamente al ns. "Ufficio Logistica, Qualità e Servizio Post-Vendita", nei termini di cui all'art. 1495 c.c.

L'Acquirente s'impegna a tenere a disposizione le partite contestate così da consentire il controllo dei vizi o difformità denunciati. In ogni caso, si ribadisce che la posa in opera del materiale ne comporta l'accettazione ed esonera PIEMME da qualsiasi responsabilità. Per nessuna ragione l'Acquirente potrà restituire i Prodotti senza espressa preventiva autorizzazione scritta di PIEMME. Eventuali vizi o difformità dei Prodotti, ove siano denunciati nei termini di legge ed accertati o riconosciuti da PIEMME, danno diritto unicamente alla sostituzione dei Prodotti a condizione di preventivo accordo scritto e della preventiva restituzione a PIEMME di quelli viziati o difformi, con conseguente rinuncia a qualsivoglia ulteriore azione, pretesa, istanza o rimedio, anche di natura risarcitoria. PIEMME non si assume nessuna responsabilità sulla idoneità dei Prodotti all'uso cui l'Acquirente lo intende destinare, e ciò neppure nell'ipotesi che, da parte di PIEMME, vengano forniti suggerimenti o indicazioni circa l'installazione e l'impiego dello stesso, da intendersi in ogni caso non vincolanti per l'Acquirente.

Qualora la contestazione risulti infondata, l'Acquirente sarà tenuto a risarcire a PIEMME tutte le spese dalla stessa sostenute per l'accertamento e la gestione stragiudiziale della contestazione (viaggi, perizie, ecc.); uguale obbligo avrà l'Acquirente se il reclamo risulti solo parzialmente fondato.

### ART. 6 - PREZZI

I prezzi indicati sui listini di PIEMME devono intendersi Ex Works (franco magazzino venditore), al netto di IVA e di sconti. Tali prezzi non includono, tra gli altri, i costi di spedizione, di trasporto, di eventuale assicurazione, né di eventuali ulteriori oneri (tasse, imposte, ecc.). Il prezzo dei Prodotti sarà quello previsto nel listino tempo per tempo vigente al momento della conferma d'ordine o, qualora i Prodotti non siano inseriti nel listino prezzi, il prezzo degli stessi sarà quello indicato nell'ordine. Anche dopo la conferma d'ordine e fino al momento della consegna delle merci, sarà facoltà di PIEMME disporre variazioni del prezzo per sopravvenuti aumenti dei costi di materie prime, mano d'opera, energia e altre spese di produzione. In tal caso l'Acquirente potrà recedere dal contratto mediante comunicazione scritta, da inviare con raccomandata A/R o PEC, entro 30 giorni dal ricevimento della comunicazione di PIEMME di variazione del prezzi dei Prodotti.

### ART. 7 - PAGAMENTO

Il pagamento dovrà essere effettuato, salvo diverso accordo scritto, presso la sede di PIEMME o presso istituto bancario dalla stessa indicato. Eventuali pagamenti fatti ad agenti, rappresentanti o ausiliari di commercio di PIEMME, se previamente autorizzati per iscritto da PIEMME, avranno effetto liberatorio per l'Acquirente. Qualsiasi ritardo o irregolarità nel pagamento dei Prodotti legitimerà PIEMME a sospendere le forniture o risolvere i contratti in corso, anche se non relativi ai pagamenti in questione, fatto salvo, in ogni caso, il diritto al risarcimento degli eventuali danni. Il ritardo nei pagamenti dovuti dall'Acquirente comporta, senza necessità di messa in mora, l'applicazione degli interessi moratori nella misura del tasso previsto dal D. Lgs. 231/2002 all'integrale rifusione delle spese legali e di assistenza, sia stragiudiziale che giudiziale.

In nessun caso l'Acquirente potrà ritardare o sospendere il pagamento, indipendentemente da qualsiasi rivendicazione e/o reclamo esposto.

Nessuna contestazione di vizi o difformità, nonché ogni altra controversia in essere tra PIEMME e l'Acquirente in ordine all'esecuzione dei contratti vendita dei Prodotti sarà efficace e potrà essere presa in considerazione, e così pure nessuna azione potrà essere iniziata se non dopo l'avvenuto integrale pagamento del prezzo (clausola solve et repte).

### ART. 8 - RISERVATO DOMINIO

La vendita dei Prodotti viene effettuata con la clausola del riservato dominio; pertanto, nel caso in cui il pagamento, per accordi contrattuali, debba essere effettuato, in tutto o in parte dopo la consegna, i Prodotti consegnati restano di proprietà di PIEMME fino all'integrale pagamento del prezzo.

### ART. 9 - CAUSE DI FORZA MAGGIORE ED ECCESSIVA ONEROSITÀ

PIEMME può, senza oneri, penalità e responsabilità di alcun genere e natura, nemmeno risarcitoria, sospendere, in tutto o in parte, l'esecuzione del contratto, o recedere, in tutto o in pare dallo stesso, qualora l'adempimento risulti oggettivamente impossibile o eccessivamente oneroso, a causa di eventi di forza maggiore (senza pretesa di completezza, scioperi, incidenti, esplosioni, incendi, guerre, eventi naturali, epidemie, divieti legali, assenze, ritardi o difficoltà di approvvigionamento di materie prime, guasti e/o cause simili ecc.).

### ART. 10 - CESSIONE DEL CONTRATTO

L'Acquirente non può cedere il contratto, od in singoli rapporti obbligatori da questo

derivanti, senza l'accettazione scritta di PIEMME; anche in tal caso l'Acquirente rimane comunque solidalmente responsabile con il cessionario per le obbligazioni cedute.

### ART. 11 - INTERPRETAZIONE, MODIFICHE, CLAUSOLE INVALIDE

Per l'interpretazione delle presenti condizioni generali fa fede unicamente il testo italiano delle stesse.

Eventuali allegati o premesse si intendono parte integrante dei contratti cui si riferiscono.

Ogni richiamo ai listini prezzi, condizioni generali od altro materiale di PIEMME si intende riferito ai documenti in vigore al momento del richiamo stesso, salvo non sia diversamente specificato; devono ritenersi annullati i testi corrispondenti in precedenza in vigore tra le parti.

Le dichiarazioni effettuate od il comportamento tenuto dalle parti durante le trattative o nel corso dell'esecuzione del contratto possono contribuire all'interpretazione del solo contratto cui si riferiscono e nei limiti in cui non contrastano con le presenti condizioni generali o con gli accordi scritti presi dalle parti in occasione della conclusione del contratto in questione.

Salvo quanto sopra previsto all'art. 2), ogni modifica od integrazione fatta dalle parti ai contratti cui si applicano le presenti condizioni generali dovrà essere effettuata per iscritto, a pena di nullità. La deroga ad una o più disposizioni delle presenti condizioni generali non deve interpretarsi estensivamente o per analogia e non implica la volontà di disapplicare le condizioni generali nel loro insieme.

Eventuali variazioni delle condizioni contrattuali concordate tra le parti non costituiscono novazione del contratto, salvo espresa indicazione contraria, fatta per iscritto. In caso di disposizioni contrattuali invalide od inefficaci, il contratto nella sua globalità va integrato per conseguire, in modo conforme alla legge, lo scopo essenziale perseguito dall'accordo contenente le clausole in questione.

L'eventuale tolleranza di comportamenti posti in essere in violazione delle disposizioni contenute nelle presenti condizioni generali non costituisce rinuncia ai diritti derivanti dalle disposizioni violate né al diritto di esigere l'esatto adempimento di tutti i termini e di tutte le condizioni qui previste.

### ART. 12 – FORO COMPETENTE

Il presente contratto è regolato dalla legge, anche processuale, italiana. Per ogni controversia relativa o comunque collegata ai contratti cui si applicano le presenti condizioni generali la giurisdizione è attribuita al Giudice italiano. Per ogni controversia nascente dall'interpretazione ed esecuzione delle presenti condizioni generali è competente il foro di Reggio Emilia.

### ART. 13 - PROPRIETÀ INDUSTRIALE E DISTRIBUZIONE SELETTIVA – LIMITI ALLA RIVENDITA

La sottoscrizione delle presenti condizioni generali non conferisce, in alcun modo, all'Acquirente il diritto di utilizzare in nessuna forma i marchi di PIEMME e/o altri segni distintivi della stessa; il loro eventuale uso dovrà essere preventivamente autorizzato da PIEMME ed espressamente disciplinato con separata scrittura.

Le forniture dei Prodotti di PIEMME sono destinate all'installazione presso l'utente finale e non è consentita altra forma di rivendita a ulteriori intermediari commerciali diversi dagli utenti finali, salvo previa autorizzazione scritta di PIEMME e salvo che l'acquisto dei Prodotti avvenga presso punti vendita a ciò espressamente autorizzati da Piemme. La rivendita di Prodotti in violazione di tale divieto deve considerarsi pertanto non consentita ed equiparata ad uso illecito dei diritti di proprietà industriale e intelletuale di PIEMME, con diritto della stessa PIEMME di chiederne il sequestro presso qualunque detentore. Resta inteso che PIEMME si riserva il diritto di procedere giurisdizionalmente nei confronti di chiunque sia coinvolto in rivendite non autorizzate.

### ART. 14 - INFORMATIVA DI SINTESI

Ai sensi dell'art. 13 del Regolamento UE 2016/679, informiamo che i Vostri dati sono inseriti in banche dati sia elettroniche che cartacee e sono trattati dalle persone autorizzate, esclusivamente per finalità amministrative e contabili. I dati potranno essere comunicati a terzi per dar corso ai rapporti in essere o per obblighi di legge, ma non saranno diffusi. Informiamo inoltre che in qualsiasi momento potrà essere richiesto l'accesso ai dati e sarà possibile opporsi a taluni loro utilizzi, rivolgendosi allo scrivente Titolare.

Nota:

La presente informativa di sintesi è integrata da ulteriore informativa articolata ed estesa, disponibile senza alcun onere presso la sede sociale e/o visionabile sul sito internet aziendale:

http://www.ceramichepiemme.it, al seguente link "Informativa Privacy"

https://www.ceramichepiemme.it/informativa-privacy.

# General Conditions Of Sale

## GENERAL CONDITIONS OF SALE

### ART. 1 - CONTRACTUAL REGULATIONS

These general conditions, unless amended or waived in writing, shall govern all orders by the purchaser (hereinafter referred to as the "Purchaser") relating to the products (hereinafter referred to as the "Products") of INDUSTRIE CERAMICHE PIEMME S.P.A. (hereinafter referred to as "PIEMME"). PIEMME shall not be bound by general conditions of purchase of the Purchaser, not even where reference is made to them or they are contained in the orders or in any other documentation from the Purchaser, except with the prior written consent of PIEMME, without prejudice, in any case, to the application of these general conditions as well.

In the event of a conflict between these general conditions and those of the Purchaser, where their application has been agreed upon in writing in accordance with the preceding paragraph, these general conditions shall apply.

These general conditions may be supplemented or amended by specific written agreements of the Parties, it being understood that the effectiveness of such supplements or amendments shall be limited to the specific order or contract.

### ART. 2 - ORDERS

Orders received by PIEMME shall be binding for the latter only after their approval in writing, PIEMME having, in any case, the unquestionable right to accept them or to withdraw - without charge - from them before delivery of the Products. Any order confirmation by PIEMME that even partially differs from the order shall be binding for the Purchaser who has not reported its non-conformity by registered letter with return receipt or certified email, within 5 days from its receipt.

In the event that the order is confirmed only verbally, with the commencement of delivery of the Products, all conditions set forth in these general conditions shall be deemed accepted by the Purchaser without reservation.

It is also agreed that, if, after order confirmation, PIEMME learns that the financial conditions of the Purchaser have become such as to jeopardize the fulfilment of the obligation to pay the price of the Products (by way of example, if the Purchaser has been subject to protests, seizures, attachments or other prejudicial acts against it), or the Purchaser is in the conditions set forth in Art. 1186 of the Italian Civil Code, PIEMME shall be entitled to suspend the order and demand special guarantees or to withdraw from the contract by means of written communication by registered letter with return receipt or certified email, without prejudice, in any case, to the right to compensation for any damage.

The Purchaser undertakes to communicate in writing to PIEMME, with suitable advance notice, in any case not less than 48 hours before the date scheduled for collection, any change in the place of destination of the Products, if different from the one mentioned in the order confirmation. Lacking such notification, the destination originally indicated is deemed to be confirmed.

### ART. 3 - SAMPLES AND PROMOTIONAL MATERIALS

The data in PIEMME's illustrative documents, as well as the characteristics of the samples and models sent, are approximate indications. These data are not binding unless expressly agreed in writing.

### ART. 4 - DELIVERY

Unless otherwise agreed upon in writing, the delivery of the Products shall always be deemed Ex Works (free to the seller's warehouse) in compliance with the Incoterms in force on the date of delivery, once completed to PIEMME's warehouses in Italy. All transport risks, including shortages, breakages, deterioration and tampering, shall be borne by the Purchaser even if the price of the Products has been agreed free at port, FOB or C&F. Any agreements with forwarding agents shall always be deemed concluded in the name and on behalf of the Purchaser, by virtue of a mandate pursuant to Art. 1703 et seq. of the Italian Civil Code. As of now, the Purchaser ratifies and accepts the actions of PIEMME.

The terms of delivery are indicative in nature: no delays in delivery, interruptions or total or partial suspensions of sales shall entitle the customer to compensation or damages. The Purchaser undertakes to collect the Products or to accept delivery of them as soon as he is notified that they are ready, and in any case no later than 60 days from the date of notification that the goods are ready.

In the event that the Products are not collected within the aforementioned period, the order shall be deemed cancelled, without prejudice to PIEMME's right to retain the amount already collected as a penalty, without prejudice, in any event, to compensation for damages. Any warranty, liability or risk of PIEMME in relation to the Products stored for the aforementioned period is expressly excluded.

Failure to notify the Purchaser at the time of collection of shortages or of breakages, defects or non-conformities in the packaging of the Products shall preclude the Purchaser from making any subsequent claims in this respect.

If the Incoterms rule agreed between the parties provides that the Purchaser must arrange for the transport of the Products outside of Italy:

a) for intra-EU transfers, within 45 days from receipt of the Products at its warehouse, the Purchaser shall transmit to PIEMME an original or a copy of the CMR international consignment note or other transport document, signed at the destination by the Purchaser or, lacking a CMR, a declaration of receipt of the goods;

b) for transfers outside the EU, the Purchaser undertakes to i) present the customs export declaration (SAD-EX and Administrative Accompanying Document - AAD) and confirm the MRN (Movement Reference Number) at the customs offices of the EU territory of exit of the Products, within 90 days from the date of delivery of the Products to Italy;

ii) send to PIEMME, within 90 days from the date of delivery, the documents proving the export of the Products (SAD-EX export declaration, AAD and export notification);

iii) promptly confirm in writing to PIEMME the execution of the aforesaid formalities and provide any further document proving the execution of those formalities and the exit of the Products from the territory of the European Union.

In the event that the Purchaser fails to comply with the foregoing, PIEMME shall have the right to immediately charge the Purchaser the Value Added Tax related to the supply and connected to the failure to prove the transport of the Products to another Member State of the European Union or the failure to confirm the export. In any case, the Pur-

chaser shall indemnify and hold PIEMME harmless in relation to the payment of any amount that may be due by PIEMME to the Tax Authorities, by way of penalties and interests or under any other title, in connection with the supply and the failure to prove the transport of the Products to another Member State of the European Community or the failure to confirm the export.

### ART. 5 - OBJECTIONS

Product warranties are limited to first grade ceramic material only, with a tolerance of 5%; all warranties are expressly excluded for all seconds, lower grade products and stock products. Complaints regarding non-concealed defects shall only be effective when they are made in writing prior to the installation of the Products. Differences in tone do not constitute a defect giving rise to application of the warranty under Art. 1490 et seq. of the Italian Civil Code. The colour tones of the samples and reproductions are to be considered purely indicative and not strictly binding on delivery. Any claims of defects or non-conformities of the Products must be received by PIEMME in writing by registered letter with return receipt or certified email, addressed directly to our "Ufficio Logistica, Qualità e Servizio Post-Vendita" (Logistics, Quality and After-Sales Service Department), within the terms set out in Art. 1495 of the Italian Civil Code.

The Purchaser undertakes to keep the disputed batches available so that the reported defects or non-conformities can be checked. In any case, it is reiterated that the installation of the material implies its acceptance and exempts PIEMME from any liability. Under no circumstances may the Purchaser return the Products without the express prior written authorisation of PIEMME. Any defects or non-conformities of the Products, if reported within the terms set out by law and ascertained or acknowledged by PIEMME, shall give right only to replacement of the Products, on condition of prior written agreement and of the preventive return to PIEMME of the defective or non-conforming Products, with consequent waiver of any further action, claim, request or remedy, also of a compensatory nature. PIEMME assumes no liability regarding the suitability of the Products for the use intended by the Purchaser, not even in the event that suggestions or indications as to the installation and use of the same are provided by PIEMME, which shall in any event not be considered binding for the Purchaser.

If the claim proves to be unfounded, the Purchaser shall be obliged to reimburse PIEMME for all expenses incurred by PIEMME for the investigation and the extra-judicial management of the claim (travel, appraisals, etc.); the Purchaser shall have the same obligation if the claim proves to be only partially grounded.

### ART. 6 - PRICES

The prices shown on PIEMME's price lists are Ex Works (free to the seller's warehouse), excluding VAT and discounts. These prices do not include, inter alia, the costs of shipping, transportation, any insurance or any other charges (axes, duties, etc.). The price of the Products shall be the price on the price list in force at the time of order confirmation or, if the Products are not included on the price list, their price shall be the price indicated in the order. Even after order confirmation, and up to the time of delivery of the goods, PIEMME shall have the right to order price changes due to increases in the costs of raw materials, labour, energy and other production costs. In such a case, the Purchaser may withdraw from the contract by written notice, to be sent by registered letter with return receipt or certified email, within 30 days from receipt of PIEMME's communication of changes in the price of the Products.

### ART. 7 - PAYMENT

Payment shall be made, unless otherwise agreed in writing, to the registered office of PIEMME or to a bank indicated by PIEMME. Any payments made to agents, representatives or sales assistants of PIEMME, if previously authorised in writing by PIEMME, shall have the effect of releasing the Purchaser.

Any delay or irregularity in the payment for the Products shall entitle PIEMME to suspend supplies or terminate ongoing contracts, even if not related to the payments in question, without prejudice, in any case, to the right to compensation for any damages. Any delay in payments due by the Purchaser shall entail, without the necessity of a default notice, the application of default interest at the rate provided for by Italian Legislative Decree No. 231/2002 to the full reimbursement of legal and assistance expenses, both extrajudicial and judicial.

Under no circumstances may the Purchaser delay or suspend payment, irrespective of any claims and/or complaints asserted.

No complaints of defects or non-conformities, or any other dispute existing between PIEMME and the Purchaser concerning the performance of the contracts of sale of the Products shall be effective or may be taken into consideration, and likewise no action may be commenced until after full payment of the price (solve et repte clause).

### ART. 8 - RETENTION OF TITLE

The sale of the Products is carried out with a retention of title clause; therefore, in the event that, due to contractual agreements, payment must be made in whole or in part after delivery, the Products delivered SHALL remain the property of PIEMME until full payment of the price.

### ART. 9 – FORCE MAJEURE AND HARDSHIP

PIEMME may, without charges, penalties and liability of any kind and nature, not even of a compensatory nature, suspend, in whole or in part, the performance of the contract, or withdraw, in whole or in part, from the same, if the fulfilment is objectively impossible or excessively onerous, due to events of force majeure (merely by way of example, strikes, accidents, explosions, fires, wars, natural events, epidemics, legal prohibitions, lack of, delays or difficulties in the supply of raw materials, breakdowns and/or similar causes, etc.).

### ART. 10 - ASSIGNMENT OF THE CONTRACT

The Purchaser may not assign the contract, or individual obligatory relationships deriving therefrom, without the written acceptance of PIEMME; even in such a case the Purchaser remains, in any event, jointly and severally liable with the assignee for the

assigned obligations.

### ART. 11 - INTERPRETATION, AMENDMENTS, INVALID CLAUSES

These general conditions shall be interpreted only on the basis of the Italian text. Any annexes or recitals shall be deemed an integral part of the contracts to which they refer.

Any reference to price lists, general conditions or other material of PIEMME shall be deemed to refer to the documents in force at the time of the reference, unless otherwise specified; any corresponding texts previously in force between the parties shall be deemed null and void.

Statements made or conduct of the parties during negotiations or in the course of the performance of the contract may only contribute to the interpretation of the contract to which they refer and insofar as they do not conflict with these general conditions or with the written agreements made by the parties on concluding the contract in question. Except as provided for in Art. 2) above, any amendments or additions made by the parties to the contracts to which these general conditions apply shall be made in writing, on penalty of nullity. A concession regarding one or more provisions of these general conditions shall not be interpreted extensively or by analogy and shall not imply the intention to disapply the general conditions overall.

No changes in the contractual conditions agreed between the parties shall constitute novation of the contract unless expressly stated otherwise in writing. In the case of invalid or ineffective contractual provisions, the contract as a whole must be supplemented in order to achieve, in a manner consistent with the law, the essential purpose pursued by the agreement containing the clauses in question.

Tolerance of conduct in violation of the provisions contained in these general conditions shall not constitute a waiver of the rights arising from the violated provisions nor of the right to demand the exact fulfilment of all terms and conditions herein.

### ART. 12 - LEGAL JURISDICTION

This contract is governed by Italian law, including procedural law. For any dispute relating to or in any way connected with the contracts to which these general conditions apply, jurisdiction shall be vested in the Italian courts. Any dispute arising from the interpretation and execution of these general conditions shall be settled by the Court of Reggio Emilia.

### ART. 13 - INDUSTRIAL PROPERTY AND SELECTIVE DISTRIBUTION - LIMITS TO RE SALE

The undersigning of the present general conditions does not give the Purchaser the right to use in any form PIEMME's trade marks and/or other distinctive signs; their possible use shall be previously authorised by PIEMME and expressly regulated in a separate agreement.

The supplies of PIEMME's Products are intended for installation at the end user's premises and no other form of resale to commercial intermediaries other than end users is permitted, except with the prior written authorisation of PIEMME and unless the purchase of the Products takes place at points of sale expressly authorised by PIEMME for that purpose. The resale of Products in breach of that prohibition must therefore be considered as not allowed and equated to an unlawful use of PIEMME's industrial and intellectual property rights, with the right of PIEMME to request their seizure from any holder thereof. It is understood that PIEMME reserves the right to take legal action against anyone involved in unauthorised resale.

### ART. 14 - SUMMARY DISCLOSURE

Pursuant to Art. 13 of EU Regulation 2016/679, we inform you that your data are stored in both electronic and hard copy databases and are processed by authorised persons exclusively for administrative and accounting purposes. The data may be communicated to third parties for the purpose of carrying out existing relations or for legal obligations, but will not be disseminated. We also inform you that you may at any time request access to the data and may object to certain uses of the data by contacting the undersigned Data Controller.

N.B.:

This summary disclosure is supplemented by further detailed, extended disclosure, which is available free of charge at the company's registered office and/or can be viewed on the company website: http://www.ceramiche-piemme.com, at the following link "Privacy" https://www.ceramiche-piemme.com/privacy.







Project Management  
Mktg Piemme

Finito di stampare a Febbraio 2024  
Printed in February 2024





# CERAMICHE PIEMME

FLOOR AND MORE

INDUSTRIE CERAMICHE PIEMME S.P.A.  
VIA DEL CROCIALE 42/44, 41042 FIORANO (MO) - ITALY  
T. +39 0536.849111 - F. +39 0536.849402  
[WWW.CERAMICHEPIEMME.IT](http://WWW.CERAMICHEPIEMME.IT) - [INFO@CERAMICHEPIEMME.IT](mailto:INFO@CERAMICHEPIEMME.IT)