















ORION PRODUCT SPECIFICATION
GLAZED FLOOR TILE 60x60cm, 30x60cm, 30x30cm, 60x120cm
Pressed Ceramic Tiles International Norms ISO 13006-10545/98
GROUP: B1b

No.	Icon	Test item	Unit	Requirements of Standard		Test result	Result
1		Dimensional variation	(%)	length of side	0.6	< 0.6	Qualified
2		Side straightness	(%)	± 0.5		< 0.5	Qualified
3		Squareness	(%)	± 0.5		< 0.5	Qualified
4		Surface flatness	(%)	Center curvature degree	± 0.5	< 0.5	Qualified
				Warping degree	± 0.5	< 0.5	Qualified
				Side curvature degree	± 0.5	< 0.5	Qualified
5		Surface quality	—	Sighting vertically at a distance of 0.8 meter away from the tile no defect on surface is observed in at least 95% of the tile		conformed	Qualified
6		Water absorption	(%)	Average value ≤ 3 individual ≤ 3.3		< 3 < 3	Qualified
7		Breaking strength	N	When thickness ≥ 7.5mm the Average value ≥ 700		>700	Qualified
8		Rupture modulus	Mpa	Average value ≥ 30 individual ≥ 27		> 30 > 30	Qualified
9		Abrasion resistance	revs	> 1500		> 1700	Qualified Class 3
10		Scratch resistance	MOH	—		> 6	Qualified
11		Frost resistance	—	No cracking after test		conformed	Qualified
12		Resistance to acids & alkalis	—	not less than grade GB		Grade GA	Qualified
13		Chemical resistance	—	not less than grade GB		Grade GA	Qualified
14		Slip resistance	R	Ramp slip rating test		R11	Exterior
			DCoF	DCoF: 0.42		>0.42	Matt/Exterior

ORION




Italian ink-jet design Gres Porcelain floor & wall tiles

KREM

ORION



Grey



White

ORION is available in 60x60cm / 24x24", 30x30cm / 12x12", 30x60cm / 12x24" and 60x120cm / 24x48" in Matt, Lapatto & External Finishes.

Packaging:					
600 x 600mm x 10mm	4pcs. / ctn.	1.44m2 / ctn.	30kg / ctn.	1,1 x 1,1m pallet: 40ctn. / pallet	57.6m2 / pallet
24 x 24" x 0.39"	4pcs. / ctn.	15.5 sqft / ctn.	66.14 lbs / ctn.	3' 6" pallet: 40ctn. / pallet	620 sqft / pallet

